

ARIZONA

2012 FOOTBALL



Junior LB Jake Fischer

Senior QB Matt Scott

Head Coach Rich Rodriguez



MEDIA GUIDE





ARIZONA FOOTBALL

Athletics Communications Services
McKale Memorial Center
1 National Championship Drive
Tucson, AZ 85721-0096

Contact: Molly O'Mara
Office: 520-621-4283
Cell: 520-444-1068
Email: momara@arizona.edu

Contact: Blair Willis
Office: 520-621-0914
Cell: 520-419-2979
Email: bmw23@arizona.edu

Website: www.arizonawildcats.com • Facebook: www.facebook.com/ArizonaFootball • Twitter: @ArizonaFBall

2012 Arizona Schedule

Overall: 7-5 Pac-12: 4-5 Home: 6-2 Road: 1-3			
Date	Opponent	Time/Result	TV
Sept. 1	Toledo	W, 24-17 (OT)	ESPNU
Sept. 8	#18 Oklahoma State	W, 59-38	Pac-12
Sept. 15	South Carolina St.	W, 56-0	Pac-12
Sept. 22	at #3 Oregon*	L, 49-0	ESPN
Sept. 29	#18 Oregon State*	L, 38-35	Pac-12
Oct. 6	at #18 Stanford*	L, 54-48 (OT)	FOX
Oct. 20	Washington* (Fam. Wknd)	W, 52-17	Pac-12
Oct. 27	#10 USC*	W, 39-36	ABC/ESPN2
Nov. 3	at #25 UCLA*	L, 66-10	Pac-12
Nov. 10	Colorado* (Homecoming)	W, 56-31	FX
Nov. 17	at Utah*	W, 34-24	ESPNU
Nov. 23	Arizona State*	L, 41-34	ESPN

* Pac-12 contest

2012 Arizona Statistical Ranks

Category	Stat	NCAA	Pac-12
Rushing Offense:	230.4	15th	2nd
Passing Offense:	291.4	29th	4th
Total Offense:	521.8	7th	2nd
Scoring Offense:	37.3	17th	2nd
Rushing Defense:	189.8	87th	11th
Pass Defense:	295.9	116th	12th
Total Defense:	485.7	116th	11th
Scoring Defense:	34.3	100th	11th
Net Punting:	38.4	34th	7th
Punt Returns:	9.7	45th	4th
Kickoff Returns:	18.2	110th	11th
Turnovers (+/-):	-2	t-68th	t-8th
Sacks:	1.33	101st	12th

Table of Contents

Game Information.....	1
Season Review.....	2-5
Arizona Game Notes.....	6-11
Starters/Career Charts.....	12-13
Individual Career Highs.....	14-15
Coaching Staff.....	16-18
Player Summaries.....	19-25
2012 Season Statistics.....	26-39
Game Recaps/Stats.....	40-51
Scoring Drives.....	52
Arizona Bowl History/Records.....	53-58
When was the last time?.....	59
Arizona Depth Chart.....	60
Alphabetical Roster.....	61
Numerical Roster.....	62

2012 Gildan New Mexico Bowl: Nevada vs. Arizona

NEVADA WOLF PACK

2012 Record: 7-5 (4-4 Mountain West)
Head Coach: Chris Ault, 28th Year (233-108-1)

ARIZONA WILDCATS

2012 Record: 7-5 (4-5 Pac-12)
Head Coach: Rich Rodriguez, 1st Year (7-5)

Date: Saturday, Dec. 15 **Time:** 11 a.m. (MST)

Location: Albuquerque, N.M. (University Stadium -- 37,457)

Television Broadcast: ESPN

TV Broadcasters: Bob Wischusen (pxp), Danny Kanell (analyst), Kaylee Hartung (sideline)

UA Radio: Arizona Radio Network, 1290 AM Tucson (see page 4 of this release for complete list of affiliates)

UA Radio Broadcasters: Brian Jeffries (pxp), Lamont Lovett (color analyst), Dana Cooper (sideline analyst)

Satellite Radio: SiriusXM 84 (ESPN Radio)

Arizona-Nevada Series History

All-Time: Series is tied 1-1-1

First Meeting: Nov. 1, 1924 (Nevada 23, Arizona 14 at Reno)

Second Meeting: Nov. 26, 1925 (Arizona 0, Nevada 0 at Tucson)

Third Meeting: Oct. 11, 1941 (Arizona 26, Nevada 7 at Tucson)

Some Game Themes: College football's bowl season – the most wonderful time of the year – kicks off with a matchup of two western programs that haven't met on the gridiron in 71 years ... Is a shootout in store in the Southwest? It would appear so with a pair of high-scoring offenses facing a pair of defenses that have struggled to consistently slow down opponents ... A well-hyped showdown between the nation's leading rusher (Arizona's All-American Ka'Deem Carey, 146.4 ypg) and the second-leading rusher (Nevada's Stefphon Jefferson, 141.9 ypg) ... Quarterbacks Matt Scott (Arizona, 3,723 total offense yards) duels with Cody Fajardo (Nevada, 3,511 total offense yards) in a battle of dual-threat signal-callers ... Arizona appears in a bowl game for the fourth time in the last five seasons, while Nevada makes its eighth-consecutive postseason trip ... A contrast in coaching tenures, with Arizona's Rich Rodriguez in his first season at the school squaring off against Chris Ault who has served three stints as the Nevada head coach over 28 combined years ... Arizona, despite missing a bowl game last year, can finish its season with a victory for the second straight year after bowl losses in 2009 and 2010 ... A last chance for seniors on both sides of the ball to cap their careers on high notes ... A preview of an upcoming home-and-home series between the schools in the 2014 (Tucson) and 2015 (Reno) seasons.

Arizona-Nevada Statistical Comparison

Category	Arizona	Nevada	Category	Arizona	Nevada
Scoring Avg.	37.2	37.0	Red Zone Scoring	78% (56-72)	82% (54-66)
Opponents	34.2	32.5	Opponents	82% (46-56)	86% (38-44)
Rush Yds. Avg.	230.4	260.0	Punt Return Avg.	9.7	16.4
Opponents	189.8	213.2	Opponents	7.8	11.1
Pass Yds. Avg.	291.4	242.8	Kickoff Ret. Avg.	18.2	20.9
Opponents	295.9	218.0	Opponents	18.8	22.4
Total Offense Avg.	521.8	502.8	Net Punting	38.4	35.7
Opponents	485.7	431.2	Opponents	39.2	35.3
3rd Down Conv.	44% (76-171)	53% (94-177)	Penalty Yds. Avg.	57.8	61.8
Opponents	43% (82-190)	47% (84-178)	Opponents	92.6	58.2
4th Down Conv.	45% (9-20)	60% (15-25)	TOP	27:35	29:56
Opponents	43% (10-23)	45% (9-20)	Opponents	32:25	30:04

2012 Arizona Football Regular Season Review

Bowl game a celebration of successful first season as bright future looms for Rodriguez, Wildcats

In his first season as the head coach at Arizona, Rich Rodriguez set simple goals for his program. His mission in Year One was to change the culture in the program he inherited, establish a hard-edge mentality amongst his team and ensure that the Wildcats' 20 seniors understood their importance to the program not only this season, but in the years to come.

From that standpoint, Rodriguez's initial season was a huge success. Players, notably that senior class with one season left to prove themselves to the new coaching staff, bought into his program. They showed year-round commitment through spring ball, summer workouts and fall camp that was unmatched in previous years. Despite one of the Pac-12's youngest and least-experienced rosters, the Wildcats showed maturity and resiliency as they learned the intricacies of new systems on both sides of the football.

The result was a dramatic turnaround on the playing field. After a 4-8 season and no postseason in 2011, Rodriguez led his charges to a seven-win regular season and a bowl appearance in his first year, becoming the first Wildcat head coach to do so. Along the way were some thrilling wins and gut-wrenching losses that leave Arizona hungry to showcase itself once more on the national stage as the school makes its fourth bowl appearance in the last five years.

Arizona capitalized on a heavy home slate that featured eight games in Tucson which helped spark a 3-0 start. Rodriguez's first win needed some extra time, but a 24-17 overtime victory against an eventual nine-win Toledo squad looks better now than it did in early September. A week later, the Wildcats upended then-No. 18 Oklahoma State, 59-38, in a game that gave Rodriguez's first squad instant national relevancy.

After a 56-0 shutout of South Carolina State a week later, the Wildcats found themselves in the national rankings and facing their stiffest competition yet. High-powered No. 3 Oregon proved too much for the Wildcats to handle on the road, and the Ducks won 49-0. The score, however, was not nearly as close. Arizona had four drives come up empty in the red zone in the first half alone, but still found itself trailing just 13-0 midway through the third quarter before the Ducks pulled away late.

The Wildcats continued a tough stretch of games against nationally-ranked teams over the next two weeks. Eighteenth-ranked Oregon State wrestled away a 38-35 result in Tucson to close out September, before Arizona turned in a valiant effort on the road at eventual Pac-12 Champion Stanford in early October. The Wildcats had a 14-point fourth-quarter lead, but could not hang on as the Cardinal prevailed in overtime, 54-48.

A conveniently-timed bye week allowed the banged up Wildcats to regroup at the mid-point of the season with a 3-3 mark. They returned to action on Oct. 20 and dismantled Washington, 52-17, at Arizona Stadium. The momentum carried over a week later as Arizona stunned No. 10 Southern California, 39-36, behind 26-unanswered second half points to knock the Trojans out of the national championship discussion.

The Wildcats hit the road with another national ranking for a Pac-12 South Division showdown at the Rose Bowl against No. 25 UCLA, but the Bruins jumped out to a 21-0 first-quarter lead and never looked back in a 66-10 rout. Senior quarterback Matt Scott took a hit to the head in the second half and was unavailable the week later, but backup B.J. Denker performed comfortably in his first career start against Colorado. Behind a conference record-setting 366 rushing yards from Ka'Deem Carey, the Wildcats defeated the Buffaloes, 56-31, on Arizona's Homecoming to clinch bowl-eligibility.

Arizona's final road game of the season was at Utah a week later. The Wildcats again pounded the ball on the ground and registered a 34-24 victory to set the stage for a showdown against rival Arizona State in the Territorial Cup a week later in Tucson. Despite a 10-point fourth-quarter lead, the Wildcats could not hold off a furious rally by the Sun Devils, and the 41-34 defeat left Arizona at 7-5 for the season.

It was a season that shattered numerous offensive records. For the first time in school history, the Wildcats amassed over 6,000 yards of total offense in a season. They did so by passing for 3,497 yards and nearly balanced the total with 2,765 rushing yards. Also for the first time, Arizona has a 3,000-yard passer (Scott), 1,500-yard rusher (Carey) and a 1,000-yard receiver (Austin Hill). Carey was a first-team all-conference selection and a Walter Camp first-team All-American, while Scott and Hill each were honored as second-team all-conference members.

Rodriguez's first season is not yet complete, either. He has his team a win away from a potential eight-win campaign, and the resulting bowl victory would send out the senior class with one more win. Further, the win would carry momentum into the offseason, one that could prove even more significant than his first year as the foundation for future success continues to take shape both figuratively and literally. By the time his second squad hits the field next fall, the Wildcats will call the 75-million dollar Lowell-Stevens Football Facility their new home — the centerpiece of Arizona Football in the years to come.



2012 Arizona Football By The Numbers

A fun, if not random, review of some superlative facts and figures from Arizona's regular season.

- 0..... Tackles for loss allowed by the Wildcats in a 52-17 victory over Washington – the first such occurrence since a 19-14 win at Georgia Tech on Sept. 1, 1994.
- 1..... Ka'Deem Carey's individual national ranking for total rushing yards per game (146.5).
- 2..... Ranked teams Arizona has beaten in 2012 (59-38 vs. No. 18 Oklahoma State and 39-36 vs. No. 10 USC).
- 3..... Consecutive games in which Jonathan McKnight recorded an interception (Oklahoma State, South Carolina State and Oregon).
- 4..... Number of different Wildcat defenders with multiple forced fumbles this season (Jake Fischer – 3, Marquis Flowers – 3, Jared Tevis – 3, Tra'Mayne Bondurant – 2).
- 5..... Rushing touchdowns scored by Ka'Deem Carey against Colorado, which set a single-game school record and tied the Pac-12 Conference record.
- 6..... Ranked teams the Wildcats played over the first nine games this season (2-4 record).
- 7..... Rich Rodriguez's win total in his first year at Arizona – the most in a Wildcat head coach's first season since Jim Young led UA to an 8-3 mark in 1973.
- 8..... Arizona played eight home games (6-2 record) for only the third time in school history and the first since 1988.
- 9..... Receiving touchdowns for Austin Hill, which is tied for seventh-most in single-season history at the school.
- 10..... Number of different Wildcat players with a receiving touchdown this season.
- 11..... Field goal tries for John Bonano over final seven games (made 10-of-11).
- 12..... Consecutive games in which Austin Hill has two or more pass receptions.
- 13..... Number of interceptions thrown by UA quarterbacks on 491 attempts this season (only once every 37.8 passes).
- 14..... Passes broken up by Shaquille Richardson, which is second-most among all Pac-12 players.
- 15..... Number of different Wildcat players to score a touchdown in 2012.
- 16..... Total Wildcats to make their first career start during the 2012 season.
- 17..... Number of different Wildcats to record a pass breakup this year.
- 18..... Sacks allowed by UA's offense in 2012 (1.5 per game, fourth-fewest in Pac-12).
- 19..... Number of players on each side of the ball to start a game in 2012 (38 total players).
- 20..... Rushing touchdowns for Ka'Deem Carey – one shy of matching Art Luppino's single-season school record set in 1954.
- 21..... Total Wildcats to register a tackle for loss this season.
- 22..... Season-high for first downs gained by rushing set against S.C. State on Sept. 15 (43 total first downs set school and conference single-game records).
- 23..... Turnovers forced by the Wildcat defense this season.
- 24..... Consecutive games started by sophomore offensive linemen Fabbieni Ebbele and Mickey Baucus at right and left tackle, respectively.
- 25..... Career starts for nose guard Sione Tuihalamaka, including 10 this season.
- 26..... Yards per reception for Austin Hill against USC when rounding up (10-259 yards, 25.9 ypc) – a new school record for players with a minimum of 10 catches in a game.
- 27..... Passing touchdowns by UA quarterbacks this season.
- 28..... Number of red zone drives this season that UA did not score a touchdown (44-for-72, 61%).
- 29..... Career-high rushing attempts for Ka'Deem Carey set twice this season (at Stanford and vs. Washington).
- 30..... Solo tackles for walk-on starting linebacker Sir Thomas Jackson (56 total tackles).
- 31..... Longest pass of the year for B.J. Denker, a 31-yard touchdown toss to Sean Willet against South Carolina State.
- 32..... Total plays (including returns) of 30-plus yards for the Wildcats this season.
- 33..... Receptions for running back Ka'Deem Carey – third-most on the team.
- 34..... Minimum number of points UA scored in nine of its 12 regular season games this season.
- 35..... Pass attempts by Matt Scott in the second quarter alone at Stanford (23-35-0-195).
- 36..... Fewer penalties committed by Arizona (79) than its opponents (115) this season.
- 37..... Number of Dan Buckner's 59 receptions that resulted in a first down or touchdown (63%).
- 38..... Total carries needed to rack up 438 rushing yards against Colorado – eighth-most in single-game school history.
- 39..... Points scored in UA's win over No. 10 USC on Oct. 27, the school's first over the Trojans in Tucson since 1999.
- 40..... More rushing first downs for Arizona (158) than its opponents (118).
- 41..... More first downs gained by Arizona this season (350) than the previous school record (309 in 2011).
- 42..... Total of Matt Scott's passing plays of 20-plus yards this season.
- 43..... Number of combined times UA (9-for-20) and its opponents (10-for-23) went for fourth down conversions this year.
- 44..... Arizona's percentage converting third downs (76-for-171).
- 45..... Pass completions for Matt Scott at Stanford, which set new school and conference single-game records.
- 46..... Length of John Bonano's longest field goal attempted and made this year (vs. Oklahoma State on Sept. 8).
- 47..... Ka'Deem Carey's longest reception this season (vs. Oregon State on Sept. 29).
- 48..... Yards Jonathan McKnight returned an interception for a touchdown in upset of Oklahoma State on Sept. 8.

- 49..... Points Arizona scored on seven consecutive offensive possessions against Colorado on Nov. 10.
- 50..... More first downs gained by Arizona (350) than its opponents this season (300).
- 51..... The Wildcats' total number of punts this season (4.25 per game).
- 52..... Total number of Austin Hill's receptions that have resulted in a first down or touchdown (52-of-73, 71%).
- 53..... Length of Matt Scott's touchdown pass to Austin Hill (vs. Washington on Oct. 20) – the longest scoring play through the air for Arizona this season.
- 54..... Number of Ka'Deem Carey's rushes that have gone for 10-plus yards – most by a player in the nation.
- 55..... Career receptions for senior receiver Terrence Miller, who played in just four games this season while battling various injuries. The UA is seeking an extra year of eligibility for Miller, who never utilized a redshirt season in his career.
- 56..... Games started this season by sophomores on UA's defense, the largest percentage of any class (42 percent).
- 57..... Season-high rush attempts resulted in 292 yards against Arizona State in regular season finale.
- 58..... Total touchdowns scored by the Wildcats this season, a modern day school record.
- 59..... Points scored in upset victory over No. 18 Oklahoma State on Sept. 8, the most points the Wildcats have ever scored against a team ranked in the AP Top 25.
- 60..... Austin Hill's longest reception of the year covered 60 yards, converting a third-and-22 from UA's own 16-yardline to set up the go-ahead touchdown in the fourth quarter against USC on Oct. 27.
- 61..... The number worn by backup guard Cayman Bundage, the only true freshman to play on offense for the Wildcats.
- 62..... Tackles for loss registered by the Wildcat defense this year.
- 63..... Length of Richard Morrison's punt return against Washington on Oct. 20, the longest of his career.
- 64..... Receiving yards for FB/TE Taimi Tutogi, who doubled as a third-down pass-rush specialist on defense this season.
- 65..... Season-low rushing yards gained by an opponent (South Carolina State on Sept. 15) against the Wildcats.
- 66..... Number of carries for UA's backup running back, Daniel Jenkins (66-287, 2 TD).
- 67..... Total offensive plays that have gained 20-plus yards for the Wildcats this season.
- 68..... The percentage UA opponents scored touchdowns inside the red zone (38-for-56) this year.
- 69..... Points scored by Wildcat opponents in the first quarter of games (outscored UA 69-56).
- 70..... Kyle Dugandzic's longest punt of the season, recorded against Oregon State on Sept. 29.
- 71..... Arizona's longest play of the season that did not result in a touchdown (Ka'Deem Carey rush vs. Colorado on Nov. 10).
- 72..... Tackles recorded by former walk-on defensive back Jared Tevis this season, fourth-most on the team.
- 73..... Arizona's longest scoring play of the season – a 73-yard rushing touchdown by Ka'Deem Carey in the season-opener against Toledo (Sept. 1).
- 74..... Total tackles for sophomore "Spur" safety Tra'Mayne Bondurant, who had second-most tackles for loss (11.5).
- 75..... Number of times opponents kicked off to the Wildcats this season.
- 76..... Arizona's total third down conversions this season in 171 tries (44 percent).
- 77..... Number of plays Stanford ran to collect 617 yards against the Wildcats on Oct. 6. Arizona gained the exact same yardage on a school and conference record 103 offensive plays (Stanford won 54-48 in overtime).
- 78..... Total receptions among David Richards, Richard Morrison, Tyler Slavin and Garic Wharton.
- 79..... Times Arizona was flagged for a penalty, the fifth-fewest in the Pac-12.
- 80..... Percentage of Ka'Deem Carey's rushing yardage (1,413 of 1,757) that he gained in nine conference games (157.0 ypg).
- 81..... Number of kickoffs for John Bonano, who tallied 37 touchbacks.
- 82..... Opponent scoring percentage in the red zone (46-for-56) against the Wildcats.
- 83..... Average number of plays Arizona's offense runs per game (999 in 12 games).
- 84..... Total rushing attempts for UA in back-to-back wins over Colorado and Utah in November, combining for 758 rushing yards.
- 85..... Number of first down runs for Ka'Deem Carey in 2012.
- 86..... Pass completion percentage for B.J. Denker in first career start against Colorado (12-14-0-136, 2 TD).
- 87..... Percentage of Arizona's points that are scored after the first quarter (56 of 447 points in first quarter this year).
- 88..... Number of offensive plays UA ran in Rich Rodriguez's debut. The 'Cats totaled 624 yards against Toledo, one of three 600-plus yard performances of the season.
- 89..... Points allowed by Arizona in the third quarter of games, a period in which the Wildcats own a 149-89 scoring advantage.
- 90..... Tackles on the season for junior linebacker Marquis Flowers, who converted from safety during fall camp.
- 91..... Arizona's longest scoring drive by yards (91) came against Oregon State on Sept. 29.
- 92..... Rushes by Ka'Deem Carey over the last four regular season games in which he gained 796 yards (199.0 per game) or an average of 8.65 yards per carry.
- 93..... Average number of penalty yards per game for UA opponents this year.
- 94..... Total rushing plays to gain 10 or more yards this season for the Wildcats.
- 95..... Points scored by John Bonano this year, tied for 10th-most in single-season history.
- 96..... Percentage of starts this season on defense from non-seniors (17 by freshmen, 56 by sophomores and 54 by juniors).
- 97..... Total offense yards needed for Matt Scott to match Carson Palmer (3,820 yards in 2002) for the No. 8 spot in Pac-12 history for single-season total offense.

98..... Place-kicker John Bonano's percentage on PAT tries this season (51-for-52). His miss in the final regular season game was the first of his career (75-for-76),
99..... An average receiving game for Austin Hill, who ranks third in the Pac-12 and 12th nationally in receiving yards per game.

100..... ***A potpourri of 100-yard nuggets:*** Ka'Deem Carey has topped 100 yards rushing a Pac-12-leading nine times this season, including in seven of the nine conference games played. Should he reach the century mark in UA's bowl game, he will tie Trung Canidate (10 in 1999) for the school record for most 100-yard rushing games in a season ... Carey's 146.4 rushing yards per game lead all FBS rushers ... As a team, UA has rushed for 100 yards in a game in 11 of 12 contests, one year removed from just five such performances in 2011. In fact, the Wildcats improved their per-game rushing average 135.9 yards per game this year ... Receiver Austin Hill has four 100-yard receiving games this season and five in his career. He is one tick shy of averaging 100 yards per game ... Against USC on Oct. 27, Matt Scott (15-100, TD) became the first Wildcat quarterback to rush for 100 yards since Ortege Jenkins (11-104) against UCLA in 2000.

Other notable numbers

1,117 ... Matt Scott's career rushing total, which ranks as the second-most in school history for a quarterback (Ronnie Veal, 1,419 yards from 1987-90).

1,189 ... Total receiving yards for Austin Hill on the season. The figure currently ranks as fourth-most single-season receiving yards in program history.

1,757 ... Total rushing yards for Ka'Deem Carey this year. The mark is a new single-season school record (surpassed Trung Canidate's 1,602 in 1999) and the most ever gained by a sophomore in the Pac-12 (surpassed Oregon's LaMichael James' 1,731 yards in 2010). The total also ranks as the 10th-most rushing yards gained in a single season by any player in the conference.

2,061 ... Total all-purpose yards gained by Ka'Deem Carey in 2012. The sophomore is just the third player in school history to collect 2,000 all-purpose yards in a season and he is 189 yards shy of breaking receiver/returner Dennis Northcutt's school-record 2,249 yards gained in 1999.

2,182 ... Career rushing total for Ka'Deem Carey. The tally already ranks as 11th-most in school history.

2,765 ... Arizona's season rushing total is the most it has ever gained in a season since joining the Pac-10/12 in 1978.

2,946 ... Combined rushing/receiving yards gained by Ka'Deem Carey and Austin Hill. The duo is 79 yards shy of breaking the 3,024 yards collected by the other most prolific rushing/receiving tandem in school history set in 1999 – Trung Canidate (1,602 rushing) and Dennis Northcutt (1,422 receiving).

3,238 ... Season passing yardage total for Matt Scott ranks as the third-most passing yards in UA single-season history.

3,497 ... Arizona season passing yardage total is the fourth-most in single-season school history.

4,539 ... Career passing yards for Matt Scott, which ranks No. 10 in program history.

5,656 ... Career total offense for Matt Scott. The figure ranks eighth all-time at Arizona.

6,262 ... Season total offense marks the first time in program history the Wildcats have posted a 6,000-yard season. The previous school record was 5,712 set in 2010.



2012 Arizona Football Postseason Honors/Awards

Walter Camp All-American

Ka'Deem Carey, Soph., RB

The Sporting News All-American

Ka'Deem Carey, Soph., RB

CBSSports.com All-American

Ka'Deem Carey, Soph., RB

Athlon Sports All-American

Ka'Deem Carey, Soph., RB

Pac-12 Scholar Athlete of the Year

John Bonano, Sr., PK

Pac-12 All-Conference

Ka'Deem Carey (1st team), Soph., RB

Austin Hill (2nd), Soph., WR

Matt Scott (2nd), Sr., QB

Dan Buckner (HM), Sr., WR

Jake Fischer (HM), Jr., LB

Kyle Quinn (HM), Sr., OL

Jared Tevis (HM), Soph., DB

Pac-12 All-Academic

Jared Baker (1st team), RS-Fr., RB

John Bonano, (1st), Sr., PK

Jake Fischer (1st), Jr., LB

Jared Tevis (1st), Soph., DB

Trace Biskin (2nd), Sr., OL

Michael Cooper (2nd), Soph., TE

Trevor Ermisch (HM), Soph., WR

Reggie Gilbert (HM), Soph., DL

Arizona Team Awards

Most Valuable Players

Ka'Deem Carey, Soph., RB

Matt Scott, Sr., QB

Tedy Bruschi Award

Jake Fischer, Jr., LB

Senior Scholar Athletes of the Year

John Bonano, Sr., PK

Kyle Quinn, Sr., OL

Freshman Scholar Athlete of the Year

C.J. Dozier, Fr., LB

Collegepressbox.com

Collegepressbox.com is the official media website for Pac-12 football. Access and download weekly game notes, quotes, statistics, media guides, headshots, logos and more for the conference and each of its member schools. Login information will be distributed to accredited media or you can apply for a password by sending an e-mail to: password@collegepressbox.com.

Last Time Out: Arizona's regular season ended on a heart-breaking note as it surrendered the Territorial Cup (the nation's oldest rivalry trophy) to rival Arizona State in a 41-34 outcome before a sold-out crowd of 51,901 at Arizona Stadium on Nov. 23. The Wildcats jumped out to an early lead on Ka'Deem Carey's 1-yard touchdown run in the opening period, but the Sun Devils outscored Arizona 14-3 in the second stanza to claim a 14-9 halftime edge. After ASU kicked a field goal early in the third quarter, the Wildcats stormed back with 18 unanswered points to take a 27-17 lead into the fourth quarter. Another field goal by Jon Mora brought the Sun Devils to within a touchdown with 11:51 to play in the game. Arizona was poised to extend that lead minutes later with a redzone drive, but Matt Scott fumbled and the Sun Devils promptly recovered and marched in for the tying touchdown on the ensuing drive. The Cats went three plays and out on their next series, and Kyle Dugandzic's punt was blocked. One play later, the visitors had the lead and never looked back. They intercepted Scott on the next drive and punched in another touchdown to take a 41-27 lead. The Wildcats scored with 1:54 remaining in the game, but were unable to recover the onside kick and with no timeouts saw the clock hit zero with a 41-34 score standing. The Wildcats outgained the Sun Devils, 522-460, but Arizona State scored 35 points off four UA turnovers and the blocked punt. That proved to be the difference as the Wildcats scored just six points off two Sun Devil turnovers in the game. Arizona's Carey set the school's single-season rushing record thanks to his 172 rushing yards, but ASU's running back Marion Grice stole the show with 156 yards and three touchdowns to win the Bob Moran Most Outstanding Player Award. It was the fourth-straight game in the series decided by a touchdown or less (15 total points), with the visiting team winning each of those tilts.

The Coaches: **Arizona - Rich Rodriguez** (West Virginia '86), first year at Arizona (7-5) and 18th as a head coach overall (126-89-2). At Arizona, Rodriguez is 6-2 at Arizona Stadium, 1-3 on the road and 0-0 at neutral sites. Rodriguez was introduced as the 30th head coach of the UA football program on Nov. 22, 2011. He carries Division I records of 7-5 at Arizona, 60-26 at West Virginia (2001-2007) and 15-22 at Michigan (2008-10). He began his head coaching career at Salem (W.Va.) University in 1988 and then coached at Glenville State (W.Va.) from 1990-96. Rodriguez's West Virginia teams were Big East Champions in 2003, 2004, 2005 and 2007 while appearing in two BCS bowls, the 2005 Sugar Bowl with a victory over Georgia for an 11-1 record and a victory over Oklahoma in the 2007 Fiesta Bowl to finish 10-2 shortly after Rodriguez had left for Michigan. His teams have appeared in bowls in eight of 11 seasons as an FBS head coach. **Nevada - Chris Ault** (Nevada, '69 and '73), 28th season at Nevada (233-108-1) and 28th overall as a head coach. Ault has been with the Nevada program for 41 years, beginning with his playing career as a quarterback from 1965-67. Ault's coaching career began as an assistant at UNLV, before at age 29, he became the Wolf Pack head coach from 1976-92. In 1986, he began serving as the school's athletics director, a position he remained in after stepping aside from coaching duties. He returned to coaching for the 1994-95 seasons and continued his administrative role through 2004. That year, he returned to coaching full time without the administrative responsibility. He is one of 14 FBS head coaches that began this season coaching at their alma mater.

Arizona vs. Nevada/Mountain West: Arizona and Nevada have met three previous times on the gridiron, with the series split evenly at 1-1-1. The Wildcats won the last meeting, 26-7, on Oct. 11, 1941, in Tucson. The Wolf Pack won the initial meeting between the programs by a score of 23-14 on Nov. 1, 1924, in Reno. A year later, the schools played to a 0-0 tie on Nov. 26, 1925, in Tucson. ... Arizona is 87-47-5 against current members of the Mountain West Conference ... The Wildcats' last game against a MW foe was a 31-21 victory over No. 17 Brigham Young (now independent) in the Pioneer Las Vegas Bowl on Dec. 20, 2008. Earlier that season the Wildcats dropped a game, 36-28, to New Mexico in Albuquerque - their last meeting with a current MW school ... Other than the Lobos, Arizona has played just two additional schools in the current MW this millennium, including San Diego State (in 2000 and 2001) and UNLV (2001) ... The Wildcats' last bowl game against a current MW member was a 20-14 victory over New Mexico in the 1997 Insight.com Bowl played on Dec. 27, 1997, in Tucson.

Future Foes: When Arizona was matched up against Oklahoma State in the 2010 Valero Alamo Bowl, it marked the first time since 1942 that the programs had met on the field. Interestingly, the two teams had already scheduled a home-and-home series to be played in the 2011 and 2012 seasons. The Cowboys won the bowl game (36-10) and the first regular season matchup in Stillwater (37-14) against Mike Stoops-coached Wildcat teams, before Rich Rodriguez guided Arizona to a 59-38 victory in Tucson on Sept. 8 of this year. This time around, the Wildcats are set to face Nevada in the Gildan New Mexico Bowl in the first gridiron battle between the schools since 1941. Conveniently, the schools are also set to play a home-and-home series beginning in 2014 in Tucson and wrapping up in Reno in 2015.

Roster Notes: Neither Arizona nor Nevada have a player from New Mexico listed on their respective rosters ... The Wolf Pack does not have a player from the state of Arizona ... The Wildcats have one player, receiver Garic Wharton, that hails from the state of Nevada. Wharton, from Valley High School in Las Vegas, was named Class 4A All-Northeast League First-Team honors as an athlete, plus second-team as kick returner in his senior year of 2009 ... Two recent offensive stars for Arizona (both played from 2008-11) - receiver Juron Criner (now with Oakland Raiders) and running back Keola Antolin - also arrived in the Old Pueblo from the Las Vegas area. Criner attended Canyon Springs High School before moving on the set an Arizona career record with 32 receiving touchdowns and finished fourth with 2,859 receiving yards. Antolin finished his career ranked ninth all-time in rushing yards (2,397) and was the Wildcats' leading rusher in the 2009, 2010 and 2011 seasons, respectively.

Mirror Images? On paper, Arizona and Nevada share some striking similarities. Both teams have 7-5 overall records and each won four games in their respective conferences ... Each side boasts one of the nation's top rushers, with Arizona's Ka'Deem Carey (146.42 yards per game) edging out Nevada's Stephon Jefferson (141.92) for the national lead heading into bowl season ... Interestingly, each team's second-leading rusher is the starting quarterback with Arizona's Matt Scott accounting for 484 rushing yards and Nevada's Cody Fajardo nearing a 1,000-yard season with his current total of 981 yards. Each QB has accounted for more than 3,500 yards of total offense on the season and rank among the top 11 players nationally in total offense per game ... The Wolf Pack ranks No. 7 in rushing offense (260.0 ypg) and scores 37.0 points per game, while the Wildcats rank No. 15 in rushing offense (230.4 ypg) and tally 37.3 points per game ... The teams have combined for over 12,000 yards of total offense this season (6,262 by Arizona and 6,024 by Nevada) ... The Wildcats average 6.3 yards per play and their opponents 5.9 ypp, while the Wolf Pack averages 6.2 ypp to its opponents' 5.8 ypp ... Each defense has allowed over 32 points and 430 yards of total offense per contest this season ... Both schools have played a pair of overtime games this year, with each going 1-1 in those games ... Arizona is minus-2 in turnover margin this season while Nevada is minus-3.

An All-American Season: Sophomore running back Ka'Deem Carey is the first offensive player in Arizona history to be named a Walter Camp All-American. The Tucson, Ariz., native set the school's single-season rushing record with 1,757 yards on 275 carries this year. Averaging 146.4 rushing yards per game, Carey is the nation's leading rusher and is one touchdown shy of matching Art Luppino's program record (21) for rushing touchdowns in a season. The 5-foot-10, 197-pounder set a Pac-12 record with 366 rushing yards against Colorado on Nov. 10 and his 400 all-purpose yards in the contest broke Luppino's single-game school record held since 1954. Carey joins nine other Wildcats who have earned 10 Walter Camp All-America citations, including Antoine Cason (DB, 2007), Chris McAlister (DB, 1998), Tedy Bruschi (DL, 1995 and 1994), Tony Bouie (DB, 1994), Rob Waldrop (DL, 1993), Darryll Lewis (DB, 1990), Chuck Cecil (DB, 1987), Allan Durden (DB, 1985) and Ricky Hunley (LB, 1983).

Arizona In Bowl Games: This is Arizona's first-ever appearance in the Gildan New Mexico Bowl ... The Wildcats are making their 17th all-time bowl appearance, including their fourth in the last five years ... Arizona is 6-9-1 all-time in bowl games and has lost two-consecutive contests, but had previously won three-straight ... After missing out on postseason competition from 1999-2007, former head coach Mike Stoops led the Wildcats to the 2008 Pioneer Las Vegas Bowl (defeated BYU, 31-21), the 2009 Pacific Life Holiday Bowl (lost to Nebraska, 33-0) and 2010 Valero Alamo Bowl (lost to Oklahoma State, 36-10).

All-Pac-12: Ka'Deem Carey was named All-Pac-12 First-Team at the running back position to lead a cast of seven Wildcats on the Pac-12 All-Conference lists. Senior Matt Scott was named All-Pac-12 Second-Team at the quarterback position, while sophomore Austin Hill was named All-Pac-12 Second-Team at the receiver position. Senior receiver Dan Buckner, junior linebacker Jake Fischer, senior center Kyle Quinn and sophomore safety Jared Tevis were named All-Pac-12 Honorable Mention. Fischer earned his second league honor after also being named honorable mention in 2010.

Tracking Ka'Deem: With 1,757 rushing yards, Ka'Deem Carey sits in 10th place on the Pac-12 Conference all-time single-season rushing yardage chart. Carey's average game (146.4 this season) would push him all the way up to No. 5, ahead of the likes of LaMichael James (1,805, Oregon – 2011), Charles White (1,859, USC – 1978), Toby Gerhart (1,871, Stanford – 2009), O.J. Simpson (1,880, USC – 1968) and Jerome Harrison (1,900, Washington State – 2005). A total of 219 yards would surpass Ricky Bell, (1,975, USC – 1975). Only three players in league history have gained over 2,000 yards in a season, including J.J. Arrington (2,018, California – 2004), Charles White, (2,050, USC – 1979) and Marcus Allen (2,427, USC – 1981). To move up into the No. 2 slot, Carey would need to collect 294 yards on the ground. Perhaps a bit of a stretch moving too far up that top-five, but Carey does own the conference single-game record of 366 yards set earlier this year.

Rich Rodriguez In Bowl Games: Arizona head coach Rich Rodriguez is the first Wildcat coach to lead the school to a bowl game in his first season on the job. The Gildan New Mexico Bowl marks the eighth time in 11 seasons as an FBS head coach that Rodriguez has led his teams to a bowl berth. At West Virginia, Rodriguez led the Mountaineers to six-consecutive postseason appearances from 2002-2007, including two BCS Bowls (2007 Fiesta and 2005 Sugar). At Michigan, Rodriguez guided the Wolverines to the 2010 Gator Bowl. Rodriguez's teams are 3-4 in the previous bowl games, including 2-0 in the BCS games, though Rodriguez did not coach the Mountaineers in the 2007 Fiesta Bowl as he had already accepted the head job at Michigan (the late Bill Stewart coached WVU in the game and was named the full time head coach after the game).

UA & RR Total Offense: Arizona has set a new school record with 6,262 total offense yards this season, breaking the previous benchmark of 5,712 yards rolled up by the 2010 squad. At 521.8 yards per game, it also stands as the highest per game output ever for head coach Rich Rodriguez in his 11 seasons as an FBS head coach. His final club at Michigan registered 488.7 yards per game, and checked out as his most balanced with 238.5 yards per game on the ground and 250.2 per game passing. At Arizona, he has his highest passing figure with 291.4 yards per game, and a hefty 230.4 clip on the ground. Prior to the Wolverines' tally in 2010, Rodriguez's next highest total offense total was 461.4 yards per game at West Virginia in 2006.

Rich Rodriguez Head Coach

Arizona: 1st Year (7-5)
Career: 19th year (127-89-2)
FBS Career: 11th year (82-53)
Bowl Record: 2-4



- Became Arizona's 30th head coach on Nov. 22, 2011.
- A four-time Big East Champion at West Virginia, where he led the program to a 60-26 record as head coach from 2001-07.
- Led West Virginia to three 11-win seasons.
- Spent three seasons at Michigan (2008-2011), while compiling a 15-22 record and guiding the Wolverines to the Gator Bowl in his final season.
- Guided his teams to bowl games in eight of his 11 FBS seasons. His teams are 3-4 in bowls, including 2-0 in BCS games.
- Prior to accepting the head coach position at West Virginia, spent time as an assistant at Clemson (1999-2000), Tulane (1997-98), West Virginia (1985, 1989) and the head coach of Glenville State (1990-96) following three years at Salem Univ. where he had his first head coaching experience (1988).
- In his 18-year head coaching career, has led teams to seven conference championships and four 10-plus victory seasons.
- During four seasons as an offensive coordinator at Tulane (1997-1998) and Clemson (1999-2000), his teams went a combined 34-13.
- Rodriguez-coached players have rushed for 1,000 yards in a season 10 times in 11 seasons as FBS head coach.
- His teams at WVU and Michigan averaged 30.5 ppg over his 10 seasons in charge at those schools.
- Has a career 65-7 FBS record when scoring 30 or more points and is 37-2 when scoring 40 or more. Was 49-1 in 30-plus point games and 28-0 in 40-plus point games at West Virginia.

Rich Rodriguez Year-by-Year

Year	W-L	Conf.	School	Bowl
2012	7-5	4-5	Arizona	New Mexico
2010	7-6	3-5 (T-7th)	Michigan	Gator
2009	5-7	1-7 (10th)	Michigan	
2008	3-9	2-6 (9th)	Michigan	
2007	10-2	5-2 (T-2nd)	West Virginia	Fiesta
2006	11-2	5-2 (T-2nd)	West Virginia	Gator
2005	11-1	7-0 (1st)	West Virginia	Sugar
2004	8-4	4-2 (T-1st)	West Virginia	Gator
2003	8-5	6-1 (T-1st)	West Virginia	Gator
2002	9-4	6-1 (2nd)	West Virginia	Cont. Tires
2001	3-8	1-7 (7th)	West Virginia	
1996	6-4	6-1 (T-1st)	Glenville State	
1995	8-2	6-1 (T-1st)	Glenville State	
1994	8-3	5-1 (T-1st)	Glenville State	
1993	10-3	6-1 (T-1st)	Glenville State	
1992	6-4	5-2 (3rd)	Glenville State	
1991	4-5-1	3-4 (T-5th)	Glenville State	
1990	1-7-1	1-5 (T-6th)	Glenville State	
1988	2-8	2-5 (5th)	Salem University	

Assistant Coaches and Support Staff

Rich Rodriguez	Head Coach
Calvin Magee	Assoc. Head Coach/Co-Offensive Coordinator/RBs
Rod Smith	Co-Offensive Coordinator/QBs
Jeff Casteel	Defensive Coordinator/Linebackers
Tony Gibson	Asst. Head Coach/Safeties/Defensive Special Teams
Spencer Leftwich	Asst. Coach/Tight Ends/Offensive Special Teams
Robert Anae	Asst. Coach/Offensive Line
Tony Dews	Asst. Coach/Receivers
Bill Kirelawich	Asst. Coach/Defensive Line
David Lockwood	Asst. Coach/Cornerbacks
Matt Dudek	Director of On-Campus Recruiting and Player Personnel
Mike Parrish	Director of Operations
Charlie Ragle	Assistant Director of Operations
Billy Kirelawich	Operations Coordinator
Chris Allen	Assoc AD/Dir. Strength/Conditioning
Parker Whiteman	Director of Skill Development
Vincent Amey	Asst. Strength/Conditioning Coach
Frank Davis	Asst. Strength/Conditioning Coach
Ovid Goulbourne	Asst. Strength/Conditioning Coach
Matt Caponi	Defensive Graduate Assistant
Reed Williams	Defensive Graduate Assistant
Lee Coleman	Offensive Graduate Assistant
Cory Zirbel	Offensive Graduate Assistant
Mike Chamoures	Intern

Gameday Locations

On the field...

Head Coach Rich Rodriguez
Offense: Tony Dews, Spencer Leftwich, Robert Anae
Defense: Jeff Casteel, David Lockwood

In the booth...

Offense: Calvin Magee, Rod Smith
Defense: Tony Gibson, Bill Kirelawich

Arizona Wildcats Sports Network

Radio Affiliates

KCUB 1290 AM – Tucson
KHYT 107.5 FM – Tucson (no coaches show)
KFNX 1100 AM – Phoenix
KDAP 96.5 FM – Douglas
KVWM 970 AM – Show Low
KWRQ 102.3 FM – Safford/Thatcher
KIKO 1340 AM – Globe

Rich Rodriguez Weekly Radio Show

Tuesdays -- 7 p.m. on KCUB 1290 in Tucson

La Hora de Los Gatos

Wednesdays -- 11 a.m. on KTKT 990 in Tucson

Rushing Attack: Arizona's ground game averages 230.4 rushing yards per game, a figure that would rank ninth-best in program history. Surprisingly, none of the top-10 rushing seasons in school history have come since 1989, making this year's attack the most prolific in more than two decades. The mark also will be the best for a Rich Rodriguez team in his first season installing his offense. At West Virginia in 2001, the Mountaineers ran for 181.1 yards per game. At Michigan in 2008, the Wolverines gained 147.6 yards per game on the ground.

Scoring Offense: With 447 points scored, the Wildcats are averaging 37.2 points per game. That figure would rank second-best in modern day school history behind the 1954 club that averaged 38.5 (385 points in 10 games). Arizona would need some 54 points in its final game to break to the record. Looking at Rich Rodriguez's 11 seasons as an FBS coach, UA's current 37.2 points per game averaged would be his third-best mark, trailing only the 2007 (39.6) and 2008 (38.8) squads at West Virginia, respectively.

Tale of Two Seasons? Over the first half of the season, the Wildcats averaged 37.0 points per game. In the second half of the year, they averaged 37.5 points per game. Pretty consistent, you say? Yes, indeed. However, the way Arizona moved the football to produce those points was dramatically different. Early in the year the Wildcats relied on the experience and arm of fifth-year senior quarterback Matt Scott to produce 368.3 passing yards per game against 183.0 rushing yards per game. Passing accounted for 67 percent of UA's total offense yards over those first six games. In the second half of the season, Arizona began putting the ball in the hands of All-American running back Ka'Deem Carey more frequently with an emphasis on the running game. The final six games saw the Wildcats rush for 277.8 yards per game and pass for just 214.5 yards per game. After accounting for only 33 percent of yards in the first half of the season, rushing offense composed 56 percent of UA's total offense in the last half-dozen contests. Here's a look at Arizona's national offensive ranks (per-game totals) at the midway point of the season and the end of the regular season:

Category	After First 6 Games	End of Regular Season
Scoring	29th (37.0)	17th (37.2)
Rushing Offense	44th (183.0)	15th (230.4)
Passing Offense	4th (368.3)	29th (291.4)
Total Offense	6th (551.3)	7th (521.8)

Superlative Triple-Threat: Arizona's offensive triple-threat attack features a 3,000-yard passer (Matt Scott - 3,238 yards), a 1,500-yard rusher (Ka'Deem Carey - 1,757 yards) and a 1,000-yard receiver (Austin Hill - 1,189 yards). The trio is the first of its kind in Arizona history, a school that has only once had a 1,000-yard rushing and 1,000-yard receiving tandem in the same season (Trung Canidate and Dennis Northcutt in 1999). Scott, who missed one start against Colorado last month, ranks second in the Pac-12 in passing yards (294.4 yards per game) and has the sixth 3,000-plus yard passing season in program history. Carey leads all FBS players in rushing yards per game (146.4) and total yards from scrimmage (2,045), while Hill - a Biletnikoff Award Semifinalist - ranks No. 12 individually for total receiving yards.

Rodriguez Notches Winning Season: Arizona's 34-24 victory at Utah on Nov. 17 not only marked head coach Rich Rodriguez's first road victory with the Wildcats, it also assured him a winning record in his first season at the school. That's notable because the last UA head coach to do so in his inaugural campaign was College Football Hall of Fame member Jim Young, whose Wildcat club posted a winning season with an 8-3 record in 1973. Otherwise, Tony Mason (5-7, 1977), Larry Smith (5-6, 1980), John Mackovic (5-6, 2001) and Mike Stoops (3-8, 2004) were unable to turn in winning seasons in their first year on the job. However, Dick Tomey, UA's all-time coaching wins leader, broke even at 4-4-3 in his first season in 1987.

Thank You, Seniors: The Gildan New Mexico Bowl marks the final game for 20 seniors that have helped produce a winning 26-24 record over the last four seasons and a 34-29 mark over the last five years. The group is set to make its third bowl appearance over the last four years, and for those players that were around to redshirt in 2008, they will make their fourth postseason trip in their five-year career. The last time a Wildcat senior class achieved that feat was in 1994 when Arizona participated in bowl games in 1990 and then 1992-94. This year's seniors include: Dominique Austin (DL), Addison Bachman (OL), Trace Biskin (OL), John Bonano (PK), Dan Buckner (WR), Lamar De Rego (DL), Kyle Dugandzic (P), Chris Merrill (DL), Terrence Miller (WR), Willie Mobley (DL), Greg Nwoko (RB/LB), Kyle Quinn (OL), Drew Robinson (TE), Matt Scott (QB), Elliot Taylor (RB), Taimi Tutogi (FB/DL), Christian Upshaw (DL), Jowyn Ward (DL/OL), Mark Watley (DB) and Shane Zink (OL).

Carey The Load: Sophomore running back Ka'Deem Carey, a local product out of Canyon del Oro High School, is Arizona's new single-season record-holder with 1,757 rushing yards this season. Named a first-team All-American by multiple outlets, Carey leads all FBS rushers with 146.4 rushing yards per game and checks in second in the conference in all-purpose yardage (171.8 ypg). The 5-foot-11, 195-pounder has 21 total scores (20 rushing, one receiving) to rank No. 2 in the Pac-12 and rank tied for eighth nationally in touchdowns scored. Carey has topped 100 yards rushing nine times this season alone, just a year after the Wildcats broke 100 yards as a team only five times in 12 contests in 2011. Seven of his 100-yard games came against Pac-12 schools. He boasts a 5.96 yards per carry average in career (366-2,182, 26 TD), the ninth-best career average for active FBS players with minimum 300 rush attempts.

Ka'Deem Carey in the FBS National Rankings:

- Ranks No. 1 with 146.4 rushing yards per game
- Ranks No. 1 with 2,045 total yards from scrimmage.
- Ranks No. 2 with 1,757 total rushing yards.
- Ranks No. 5 with 2,061 all-purpose yards
- Ranks tied for No. 1 with 54 rushing plays of 10-plus yards.
- Ranks No. 1 with 20 rushing plays of 20-plus yards.
- Ranks No. 3 with 63 scrimmage plays of 10-plus yards
- Ranks tied for No. 3 with 24 scrimmage plays of 20-plus yards
- Ranks tied for No. 8 with 21 total touchdowns.

Carey's Record Day: Ka'Deem Carey rushed 25 times for 366 yards and five touchdowns on Nov. 10 against Colorado, setting or matching several school and conference records. Here's a summary:

- Carey's 366 rushing yards were the ninth-most ever in an FBS (formerly Division I) game, including the most in 2012. The figure also broke Washington State's Rueben Mayes' conference record of 357 yards gained at Oregon on Oct. 27, 1984. The previous Arizona school record was held by Trung Canidate, who rushed for 288 yards against Arizona State on Nov. 27, 1998, at Arizona Stadium.
- Carey's five touchdown runs set a new Arizona record for single-game rushing scores and tied the conference record held by multiple players, including Oregon's Kenjon Barner who had five rushing scores against USC on Nov. 3. The five scores matched Art Luppino's record for single-game total touchdowns (four by rushing) set on Sept. 18, 1954, against New Mexico State. With a pair of extra points in that 1954 game, Luppino set the school record for single-game points scored (32). Carey's 30 last Saturday now rank second all-time at the school.
- Carey shattered the single-game school record for yards per carry (14.6) for a palyer with 20 or more rushing attempts in a game. The previous mark was established by Don Beasley, who ran 21 times for 193 yards (9.2 ypc) against Arizona State on Nov. 28, 1953.
- Carey added 34 receiving yards to finish with an even 400 all-purpose yards in the game - another school record. The previous mark was held by Art Luppino, who gained 359 against New Mexico State on Sept. 18, 1954.

200-Yard Games: Ka'Deem Carey is the first Wildcat to register back-to-back 200-plus yard rushing games and is just the third to have multiple 200-yard games in his career. Trung Canidate had three 200-yard games in his career (one in 1998, two in 1999), while Art Luppino had one in 1954 and another in 1955 ... Arizona had 13 all-time 200-yard rushing games entering this season, and Carey's 366 vs. Colorado and 204 at Utah are Nos. 14 and 15 ... Carey is the fourth player in the nation this season to tally back-to-back 200-yard games, joining Cody Getz (Air Force), David Fluellen (Toledo) and Johnathan Franklin (UCLA) ... Carey is one of 10 players across the nation with multiple 200-yard games ... Carey's 570 combined yards in the two games are the most for a play in back-to-back games this season, and came up three shy of matching Washington State's Reuben Mayes' 573 yards in consecutive games in 1984 that stands as the Pac-12 Conference record.

Rodriguez's 1,000-Yard Rushers: Ka'Deem Carey became the first running back to post a 1,000-yard season under head coach Rich Rodriguez since Steve Slaton did so at West Virginia in 2007. At Michigan, only dual-threat quarterback Dennard Robinson (2010) mounted a 1,000-yard season during Rodriguez's three seasons. At West Virginia, Slaton had three-straight 1,000-yard campaigns, including in 2007, 2006 and 2005. His quarterback during those years, Pat White, also turned in 1,000-yard seasons in 2006 and 2007. Prior to the Slaton-White years, running backs Avon Cobourne (2001 and 2002) and Quincy Wilson (2003) had 1,000-yard seasons under Rodriguez. Added up, and with Carey included, that's 10 (ten) 1,000-yard rushers over 11 seasons as an FBS head coach for Rodriguez.

Tracking Matt: Senior quarterback Matt Scott has emerged as one of the most prolific passers in the country in his only full season as a starter. Scott, who has 3,238 total passing yards, is averaging just under 300 yards per game (294.4 ypg), ranking second in the Pac-12 and mong the top 16 of all FBS throwers. Added with more than 40 rushing yards per game, Scott is averaging 338.5 yards in total offense per game, which leads the Pac-12 and ranks No. 7 nationally. Scott, who is averaging 11.9 yards per completion, has the 15th-most passing plays of 10-plus yards (133) of any quarterback in the country. It's all amounts to Scott challenging some single season and career top-10 offensive charts. Here's a look at a few:

- Scott has four of Arizona's top-10 all-time single-game total offense performances (485 at Stanford, 469 vs. USC, 461 vs. Toledo, and 432 vs. Oregon State)
- 3,723 total offense yards in 2012 rank No. 2 in single-season history. He would need some 509 yards to overtake Nick Foles for the school record (4,231 in 2011).
- Scott ranks No. 3 in single-season history with 24 passing touchdowns. He needs four more to tie the record (28, held by Nick Foles [2011] and Willie Tuitama [2007]).
- Scott (3,238 yards) ranks No. 3 on the school's single-season passing yardage list, where he will likely finish. He remains 445 shy of Willie Tuitama's 3,683 yards in 2007. Philadelphia Eagles quarterback Nick Foles set the program record with 4,334 a season ago.
- Scott's 273 pass completions rank No. 4 in single-season history. He needs 14 more completions to move up to No. 3 ahead of Nick Foles' total of 286 in 2010.
- Scott's 30 career passing touchdowns rank tied for No. 9 in program history. He is five shy of Jason Johnson's 35 set from 1999-2002.

Pac-12 Football**Final Regular Season Standings**

<i>Pac-12 North</i>	<i>Pac-12</i>	<i>Overall</i>
1. Stanford	8-1	11-2
Oregon	8-1	11-1
3. Oregon St.	6-3	9-3
4. Washington	5-4	7-5
5. California	2-7	3-9
6. Washington St.	1-8	3-9
<i>Pac-12 South</i>	<i>Pac-12</i>	<i>Overall</i>
1. UCLA	6-3	9-4
2. Arizona St.	5-4	7-5
USC	5-4	7-5
4. Arizona	4-5	7-5
5. Utah	3-6	5-7
6. Colorado	1-8	1-11

2012 Pac-12 Bowl Schedule (all times MST)

12/15	Gildan New Mexico Bowl Nevada vs. Arizona (11 a.m. /ESPN)
12/22	Maaco Las Vegas Bowl Washington vs. Boise State (1:30 p.m./ESPN)
12/27	Bridgepoint Education Holiday Bowl Baylor vs. UCLA (7:45 p.m./ESPN)
12/29	Kraft Fight Hunger Bowl Navy vs. Arizona State (2 p.m./ESPN)
12/29	Valero Alamo Bowl Texas vs. Oregon State (4:45 p.m./ESPN)
12/31	Hyundai Sun Bowl USC vs. Georgia Tech (Noon/CBS)
1/1	Rose Bowl Game Presented By Vizio Wisconsin vs. Stanford (3 p.m./ESPN)
1/3	Tostitos Fiesta Bowl Oregon vs. Kansas State (6:30 p.m./ESPN)

Preseason Media Poll

<i>Pac-12 North</i>	<i>Points</i>	<i>Pac-12 South</i>	<i>Points</i>
1. Oregon (117)	732	1. USC (117)	729
2. Stanford (5)	533	2. Utah (1)	514
3. Washington	502	3. UCLA (2)	435
4. California (1)	382	4. Arizona	385
5. Washington State	228	5. Arizona State (3)	353
6. Oregon State	205	6. Colorado	164

PAC-12 TITLE GAME CHAMPION: USC (102 votes)

Others receiving votes: Oregon (18), Arizona State (3)

UA's Pac-12 Players of the Week

Sept. 3 (Defensive POW) -- Jake Fischer, LB
24-17 win vs. Toledo
Career-high 13 tackles, 2.5 for loss, forced fumble

Sept. 10 (Spec. Teams POW) -- John Bonano, Kicker
59-38 win vs. No. 18 Oklahoma State
Career-high 15 points, 3-for-3 FG, 6-for-6 XP, 11 kickoffs

Oct. 1 (Spec. Teams POW) -- Kyle Dugandzic, Punter
38-35 loss vs. No. 18 Oregon State
Five punts, 234 yards, 4 inside 20, career-long 70 yards

Oct. 22 (Spec. Teams POW) -- Richard Morrison, PR
52-17 win vs. Washington
63-yard punt return for TD (school's first since 2009).

Oct. 29 (Defensive POW) -- Marquis Flowers, LB
39-36 win vs. No. 10 USC
7 tackles, 2 INT, forced fumble

Nov. 12 (Offensive POW) -- Ka'Deem Carey, RB
56-31 win vs. Colorado
School/Pac-12 record 336 rushing yards, 5 TD, 400 all-purpose yards.

Players of the Week

Selected by UA Coaching Staff

Game 1 -- Toledo

Offense -- Matt Scott (30-46-1-387 yds, 2 TD; 461 tot. offense)

Defense -- Jared Tevis (first career start, 12 tackles, 2 PBU)

Special Teams -- Kyle Dugandzic (4 punts, 43.5 avg.)

Scout Teams -- Eric Bender-Ramsey (off.), Mark Watley (def.), Terris Jones (spec. teams)

Game 2 -- Oklahoma State

Offense -- Ka'Deem Carey (126 rush yds, 3 TD; 1 rec. TD)

Defense -- Jared Tevis (2 INTs, 1 PBU, 9 tackles)

Special Teams -- John Bonano (15 points, 3-for-3 FG)

Scout Teams -- Nick Isham (off.), Christian Upshaw (def.), Keahi Hogan (spec. teams)

Game 3 -- South Carolina State

Offense -- Matt Scott (349 yds total off., 3 pass TDs, 1 rush TD)

Defense -- Jonathan McKnight (1 INT, 2 tackles)

Special Teams -- Brian Chacon (snapper, perfect 8-8 PATs)

Scout Teams -- Ben Sullivan and Alex Cappellini (off.), Justin Samuel (def.), Clint Cochrane (def.)

Game 4 -- at Oregon (None)

Game 5 -- vs. Oregon State

Offense -- Ka'Deem Carey (115 rush yds, 2 TD; 68 rec. yds)

Special Teams -- Kyle Dugandzic (5 punts, 46.8 avg., 4 in. 20)

Game 6 -- at Stanford

Offense -- Ka'Deem Carey (132 rush yds, 3 TD; 68 rec. yds)

and Matt Scott (45-69-1-491, 3 TD)

Scout Team -- Zach Hemmilla (off.)

Game 7 -- Washington

Offense -- Offensive line (277 rush yards, no sacks, no TFLs)

Defense -- Jake Fischer (9 tackles, 1 TFL, 2nd half shutout)

Special Teams -- John Bonano (7-7 PAT, 1-1 FG, 6 touchbacks)

Scout Team -- Kyle Kelley (def.), Terris Jones (Off.), J.T. Washington (spec. teams)

Game 8 -- USC

Offense -- QB M. Scott (469 all-purpose yards) and A. Hill (259 yds)

Defense -- Marquis Flowers (2 INT, 1 FF, 7 tackles)

Special Teams -- Derrick Rainey (4 tackles)

Scout Team -- Jarrell Bennett (off.), Christian Upshaw (def.), Clive Georges (spec. teams)

Game 9 -- at UCLA (none)

Game 10 -- vs. Colorado

Offense -- RB Ka'Deem Carey (366 rush yards, 5 TD, 400 all-purp. yds)

Scout Team -- Josh Kern (off.), Elliot Taylor (off.), Dwight Melvin (def.), Justin Samuels (def.), Shane Wilson (spec. teams)

Game 11 -- at Utah

Offense -- WR Austin Hill (96 rec. yards, 1 TD)

Defense -- LB Marquis Flowers (11 tackles, 1 TFL)

Special Teams -- RB Kylan Butler (tackle on 4th down fake punt in 4Q)

Scout Team -- R.J. Aguero (off.), Tyler Ermisch (def.), Terris Jones (spec. teams)

Game 12 -- vs. Arizona State (none)

Biletnikoff Semifinalist: Sophomore receiver Austin Hill was one of the ten semifinalists for the 2012 Biletnikoff Award, presented to the nation's top receiver. Hill turned in a stellar regular season, gaining 1,189 receiving yards on 73 catches. His yardage total ranks No. 12 among all FBS players, and checks in as the fourth-most yards gained in Arizona single-season history (can move up to No. 3 with 45 more receiving yards). His biggest game came against No. 10 USC on Oct. 27 in which he racked up a career-best 259 receiving yards, the second-highest total in UA single-game history. On 10 grabs in that game, he set a UA single-game mark for yards per reception (25.9) and currently boasts a season average of 16.5 yards per catch. In the USC game alone, Hill had five receptions of 20-plus yards, including a career-long 60-yarder to continue a trend of making big plays all season long. In fact, Hill ranks tied for No. 10 in the nation in receptions of 20-plus yards (19) and third for 30-plus yards (11). He averages 99.1 yards per game, good enough for the No. 3 spot in the Pac-12 and No. 12 nationally. His 16.3 yards per catch is actually 1.3 yards better than Pac-12 receiving leader Marqise Lee of USC.

Dan's The Man: In the receiving jamboree, senior Dan Buckner has been overshadowed by youngster Austin Hill, but the upperclassman has turned in a strong campaign. Buckner is second on the team in several receiving categories, including receptions (59), yards (741) and touchdowns (5). He averages 12.6 yards per grab - also second-best on the squad. With a pair of 100-yard receiving games, Buckner joins Hill (four 100-yard games) as one of several Pac-12 duos with multiple 100-yard games. His two touchdowns scores against Colorado were a new individual single-game best.

Credit The Big Boys: Arizona has gained 2,765 rushing yards and thrown for 3,497, while yielding just 18 sacks all season (1.5 per game, second-fewest in Pac-12). Yes, give credit to the offensive line. Ka'Deem Carey, Matt Scott and Austin Hill have received the headlines, but the big guys have done the yeoman's work all year long. Sophomore tackles Mickey Baucus and Fabbians Ebbele have served as bookends on the Wildcats' line for 24-straight games. Inside, senior center Kyle Quinn has made 21 career starts, including eight this season. His backup, senior Addison Bachman, filled in admirably for four starts midseason. The guard spots have been occupied by seniors Trace Biskin (six starts in 2012) and Shane Zink (eight starts in 2012), along with junior Chris Putton (nine starts in 2012). Those three players have 45 combined career starts. One youngster, true freshman Cayman Bundage, made one start at guard this year, but is a regular in the line rotation utilized by line coach Robert Anae, the one assistant from the previous staff re-hired by Rich Rodriguez. The continuity has been a key to success for sure.

Spurtability: A term coined by Clark Kellogg usually reserved for action on the hardwood, the Wildcats have made use of it on the gridiron this season. Arizona has trailed in all six of its wins against Football Bowl Subdivision opponents this season, but has often used a major scoring run to seize control. Here's a rundown:

Sept. 1 vs. Toledo - Cats trailed 14-10 at halftime, but held Rockets to just seven points the rest of the way in a 24-17 Wildcat victory in overtime to kick off the Rich Rodriguez era.

Sept. 8 vs. No. 18 Oklahoma State - The Cowboys surged to a 14-0 lead at the end of the first quarter, but the Wildcats scored 30 unanswered points en route to a 59-38 upset victory.

Oct. 20 vs. Washington - The Huskies opened up with a 3-0 lead, but Arizona responded by scoring the next 17 points and then shut out Washington, 21-0, in the second half of a 52-17 rout.

Oct. 27 vs. No. 18 USC - The Trojans, still in the national title picture at the time, were cruising with a 28-13 midway through the third quarter before Arizona erupted for 26-consecutive points on its way to a 39-36 upset victory.

Nov. 10 vs. Colorado - The Buffaloes owned a 10-7 lead at the start of the second quarter, but thanks to Ka'Deem Carey's conference and school record-setting 366 rushing yards, the Wildcats outscored CU 42-7 over the second and third quarters in a 56-31 win.

Nov. 17 at Utah - Needing to win-out to keep bowl hopes alive, Utah was on its way to a potential senior-day victory with a 24-17 lead early in the fourth quarter. However, Arizona scored 17-straight points in the fourth quarter to rally and defeat the Utes.

Boomin' Bonano: John Bonano quietly put himself into the Arizona record books on Nov. 10, converting his 69th-consecutive point after touchdown try after the Wildcats' final score against Colorado (he is now 73-for-73). The previous school record of 68-straight made PATs was held by Max Zendejas (1982-84) and Jason Bondzio (2007-08). He missed his first career PAT in the regular season finale against Arizona State, but is still 51-for-52 on his PAT tries this year after connecting on all 24 attempts a season ago when he took over the job at mid-season. Prior to Bonano assuming the role last October, the Wildcats had missed five PATs (13-for-18) in the first half of the 2011 season. In addition to his PAT duties this year, Bonano is 14-for-20 on field goal tries with a long of 46. He has made 10 of his last 11 field goal attempts. The senior, who boasts a 3.92 GPA as a physiology major, has accounted for 95 points scored, tied for 10th most in Arizona single-season history.

Kickin' Kyle: Senior punter Kyle Dugandzic, who also serves as the holder on PAT/FG tries, as showed a strong and consistent leg all season. In 12 regular season games, Dugandzic has punted 48 times on the season with an average of 43.4 yards per punt. That figure would tie for the No. 9 spot in UA single-season history with Dennis Anderson (1975). Dugandzic has placed 22 of his 48 punts inside the 20-yardline and has given up just one touchback. He was named the Pac-12 Special Teams Player of the Week (Oct. 1) in a losing cause after a sensational performance against Oregon State that included a career-long 70-yard boomer and four of five total punts landing inside the 20-yard line.

Boomin' Bonano: John Bonano quietly put himself into the Arizona record books on Nov. 10, converting his 69th-consecutive point after touchdown try after the Wildcats' final score against Colorado. The previous school record of 68-straight made PATs was held by Max Zendejas (1982-84) and Jason Bondzio (2007-08). He missed his first career PAT in the regular season finale against Arizona State, but is still 51-for-52 on his PAT tries this year after connecting on all 24 attempts a season ago when he took over the job at mid-season. Prior to Bonano assuming the role last October, the Wildcats had missed five PATs (13-for-18) in the first half of the 2011 season. In addition to his PAT duties this year, Bonano is 14-for-20 on field goal tries with a long of 46. He has made 10 of his last 11 field goal attempts. The senior, who boasts a 3.92 GPA as a physiology major, has accounted for 95 points scored, tied for 10th most in Arizona single-season history.

Pac-12 Scholar Athlete of the Year: Senior kicker John Bonano was named the 2012 Pac-12 Football Scholar-Athlete of the Year. The Wildcats' three-year kickoff specialist took over placekicking duties for the final seven games of the 2011 season and the entire 2012 season. A physiology major with a 3.927 GPA, Bonano attends Arizona on an honors academic scholarship. He is currently applying to medical school and undergoing the interview process. He is a three-time Pac-12 All-Academic honoree and a 2012 CoSIDA Academic All-District award winner. A team leader in community service, he logs hours with regular visits to the Diamond Children's Center.

Kickin' Kyle: Senior punter Kyle Dugandzic, who also serves as the holder on PAT/FG tries, has shown a strong and consistent leg all season. In 12 regular season games, Dugandzic has punted 48 times on the season with an average of 43.4 yards per punt. That figure would tie for the No. 9 spot in UA single-season history with Dennis Anderson (1975). Dugandzic has placed 22 of his 48 punts inside the 20-yardline and has given up just one touchback. He was named the Pac-12 Special Teams Player of the Week (Oct. 1) in a losing cause after a sensational performance against Oregon State that included a career-long 70-yard boomer and four of five total punts landing inside the 20-yard line.

Noting the Youthful Defense: Defensive coordinator Jeff Casteel rejoined Rich Rodriguez's staff after serving as West Virginia's defensive coordinator/linebackers coach from 2003-11. Casteel was a part of Rodriguez's staff from the get-go in Morgantown, W.V., beginning in 2001. He brought his 3-3-5 defensive scheme that proved so effective in West Virginia with him to the desert and inherited one of the youngest defensive units in the nation. The Wildcats, who rank 100th nationally in scoring defense (34.3 points per game), have started just one senior on the defensive side of the ball (senior Dominique Austin, five starts). That has left 96 percent of the starts earned on defense to players expected to return next year, including 73 of the 132 possible starts by freshmen or sophomores. It's been a resilient group not detoured by some of the power offenses it has faced. Led by junior team captain Jake Fischer and his 100-tackle season at middle linebacker, the Wildcats have gained valuable experience in 2012 that will behoove the group as it looks for make significant strides in 2013.

Man In The Middle: Junior Jake Fischer has been a stalwart middle linebacker in Arizona's new 3-3-5 defensive scheme implemented this season by defense coordinator Jeff Casteel. Fischer, who missed the 2011 season with an ACL injury, ranks tied for No. 3 among Pac-12 players and No. 53 nationally with 8.83 tackles per game (106 total). That's just a handful of tackles shy of 10 per game for the slightly undersized 6-foot, 215-pounder, who can become just the third player to register 100 tackles in a season at the school over the last dozen years. Fischer has 6.5 tackles for loss, three pass breakups, three forced fumbles and a pair of fumble recoveries. He was named Pac-12 Defensive Player of the Week following a career-high 13-tackle season debut against Toledo on Sept. 1.

A Budding Star: Converted safety Marquis Flowers continues to develop as a linebacker, a position he was switched to about a week before the start of the season. At 6-foot-3, 221 pounds, Flowers is Arizona's biggest linebacker and ranks as team's leader with 5.5 sacks. Flowers also leads the club with 12.0 tackles for loss and is second with 90 total tackles. He has added two interceptions, three pass breakups and has forced three fumbles. He has accounted for four takeaways in the last six games (forced fumble vs. Washington and two INTs and forced fumble vs. USC). Flowers was the Pac-12 Defensive Player of the Week last week for his effort against USC on Oct. 27.

Big Play Bondurant: Sophomore "spur" safety Tra'Mayne Bondurant was a thorn in the side of opposing offenses all season. The 5-foot-10, 208-pounder can play both in the box and split out to cover slot receivers. That versatility has allowed him to rank second on the team in both tackles for loss (11.5) and passes broken up (seven). He's added two interceptions and forced a pair of fumbles, proving his nose for the football. He has started 18-consecutive games for the Wildcats, dating back to the final six of his true freshman season in 2011.

Dirty Work: In Arizona's new 3-3-5 scheme, nose guards Sione Tuihalamaka and Tevin Hood have been tasked with controlling the line of scrimmage and occupying blocks in the middle. They've done an admirable job all season long, with Tuihalamaka making 10 starts and Hood getting the nod twice. A junior with a team-leading 25 career starts, Tuihalamaka has 29 tackles, including two for loss, on the season. Meanwhile, Hood, who joined the program over the summer as a transfer, also registered two tackles for loss and total 24 stops on the season with one fumble forced. The two finished the regular season strong with 15 combined tackles against Arizona State on Nov. 23.

A Walk On No More: Jared Tevis, who prepped with Ka'Deem Carey at Tucson's Canyon del Oro High School, joined the Wildcat program as a walk on under former head coach Mike Stoops. After the coaching change, Tevis impressed Rich Rodriguez and the new staff last spring to earn a scholarship. He didn't disappoint. Tevis started 10 games (missed two with injury) as the Wildcats "bandit" safety where he registered 72 tackles to rank fourth on the squad. He intercepted a pair of passes and recorded six pass breakups, while tying for the team lead with three forced fumbles.

Graduate Students: Kudos to offensive linemen Kyle Quinn and Trace Biskin, who each earned their degrees from The University of Arizona last spring. The two completed their undergraduate work in four years, and competed in their final season in the program as fifth-year seniors. Quinn, a 21-game starter at center in his career, graduated with a bachelor's degree in history and is now enrolled in graduate school, exploring a master's degree in educational leadership. Biskin, a 16-game starter at right guard, graduated with a degree in political science and is now enrolled in UA's graduate program, studying international security.

All-Academic Cats: Arizona placed eight players on the Pac-12 All-Academic teams announced in November. Pac-12 First-Team All-Academic honors went to redshirt freshman Jared Baker (3.56, undeclared) at the running back position, junior Jake Fischer (3.32, marketing) at the linebacker position, sophomore Jared Tevis (3.25, finance) at the defensive back position and senior John Bonano (3.93, physiology) at the kicker position. Bonano earned his third accolade while Fischer was recognized for the second time. Second-team All-Academic honors went to sophomore Michael Cooper (3.92, business) at the tight end position and senior Trace Biskin (3.29, political science) at the offensive line position. Sophomores receiver Trevor Ermisch (3.00, pre-business) and defensive lineman Reggie Gilbert (3.18, undeclared) were named Pac-12 All-Academic Honorable Mention.

Absentee Graduates: Ten Wildcats will celebrate their graduations from The University of Arizona in Albuquerque, N.M., on Dec. 15. The date of the Gildan New Mexico Bowl conflicts with the school's December graduation ceremony on campus at McKale Center. The graduates are: Dominique Austin (DL), Eric Bender-Ramsey (OL), John Bonano (PK), Dan Buckner (WR), Daniel Jenkins (RB), Chris Merrill (DL), Willie Mobley (DL), Greg Nwoko (RB), Matt Scott (QB) and Mark Watley (DB).

Building for the Future: The Lowell-Stevens Football Facility, scheduled to open in August 2013, marks a dynamic shift in the Arizona football culture as it will become the centerpiece of the program on the north end of Arizona Stadium. Supported by private funds, including significant leadership gifts from David and Edith Lowell and from Jeff and Sharon Stevens, the \$72.3 million project will provide the Wildcats with one of the premier football facilities in the nation. The facility will be a four-floor operations center with strength training, sports-medicine, coaches offices, locker rooms, meeting rooms, equipment and facility service areas. The structure will enclose the north end of the stadium and create a full bowl with nearly 4,000 premium spectator seats, including a donor lounge with outdoor seating. Additionally, stairways and elevator towers for the concourse will connect the structure to the existing east and west stadium sections. Restrooms, amenity areas and a cafeteria will also serve the campus community. Arizona Stadium has an official capacity of 51,811 for this season, but once work is completed on the Lowell-Stevens Football Facility, the venue will near the some 57,000 seats it has held in recent years.

2012 Game-by-Game Starters, Offense

	WR	Slot	LT	LG	C	RG	RT	QB	RB	FB/RB/TE/WR	WR
Toledo	Buckner	Morrison	Baucus	Putton	Quinn	Biskin	Ebbele	Scott	Carey	Tutogi (FB)	Miller
Oklahoma State	Buckner	Hill	Baucus	Putton	Quinn	Biskin	Ebbele	Scott	Carey	Tutogi (FB)	Miller
S. Carolina State	Buckner	Hill	Baucus	Putton	Quinn	Biskin	Ebbele	Scott	Carey	Tutogi (FB)	Miller
at Oregon	Buckner	Hill	Baucus	Putton	Quinn	Biskin	Ebbele	Scott	Carey	Jenkins (RB)	Richards
Oregon State	Buckner	Hill	Baucus	Zink	Quinn	Putton	Ebbele	Scott	Carey	Tutogi (FB)	Richards
at Stanford	Buckner	Hill	Baucus	Zink	Bachman	Putton	Ebbele	Scott	Carey	Tutogi (TE)	Miller
Washington	Buckner	Hill	Baucus	Putton	Bachman	Zink	Ebbele	Scott	Carey	Tutogi (FB)	Richards
USC	Buckner	Hill	Baucus	Putton	Bachman	Zink	Ebbele	Scott	Carey	Wharton (WR)	Richards
at UCLA	Buckner	Hill	Baucus	Putton	Bachman	Zink	Ebbele	Scott	Carey	Wharton (WR)	Richards
Colorado	Buckner	Hill	Baucus	Bundage	Quinn	Zink	Ebbele	Denker	Carey	Wharton (WR)	Richards
at Utah	Buckner	Hill	Baucus	Zink	Quinn	Biskin	Ebbele	Scott	Carey	Wharton (WR)	Richards
Arizona State	Buckner	Hill	Baucus	Zink	Quinn	Biskin	Ebbele	Scott	Carey	Tutogi (TE)	Richards

2012 Game-by-Game Starters, Defense

	End	Nose	Tackle	SLB	MLB	WLB	Spur	Bandit	CB	CB	FS
Toledo	Austin	Hood	Gilbert	Flowers	Fischer	Jackson	Bondurant	Tevis	McKnight	Richardson	Grandon
Oklahoma State	Austin	Tuihalamaka	Gilbert	Flowers	Fischer	Jackson	Bondurant	Tevis	McKnight	Richardson	Grandon
S. Carolina State	Austin	Tuihalamaka	Gilbert	Flowers	Fischer	Jackson	Bondurant	Tevis	McKnight	Richardson	Grandon
at Oregon	Austin	Tuihalamaka	Gilbert	Flowers	Fischer	Jackson	Bondurant	Tevis	McKnight	Richardson	Grandon
Oregon State	Austin	Tuihalamaka	Pettinato	Flowers	Fischer	Jackson	Bondurant	Tevis	McKnight	Richardson	Grandon
at Stanford	Taula	Tuihalamaka	Pettinato	Flowers	Fischer	Jackson	Bondurant	Onwuasor	McKnight	Richardson	Grandon
Washington	Washington	Tuihalamaka	Pettinato	Flowers	Fischer	Jackson	Bondurant	Onwuasor	McKnight	Rainey	Grandon
USC	Washington	Tuihalamaka	Pettinato	Flowers	Fischer	Jackson	Bondurant	Tevis	McKnight	Rainey	Grandon
at UCLA	Pettinato	Tuihalamaka	Gilbert	Flowers	Fischer	Jackson	Bondurant	Tevis	McKnight	Richardson	Grandon
Colorado	Pettinato	Tuihalamaka	Gilbert	Flowers	Fischer	Dozier	Bondurant	Tevis	Rainey	Richardson	Miles
at Utah	Pettinato	Tuihalamaka	Gilbert	Flowers	Fischer	Jackson	Bondurant	Tevis	Rainey	Richardson	Miles
Arizona State	Washington	Hood	Pettinato	Flowers	Fischer	Jackson	Bondurant	Tevis	Rainey	Richardson	Miles

2012 Game-by-Game Starters, Specialists

	KO	PK	P	H	SS	LS	PR	KR
Toledo	Bonano	Bonano	Dugandzic	Dugandzic	Chacon	Chacon	Morrison	Carey/Butler
Oklahoma State	Bonano	Bonano	Dugandzic	Dugandzic	Chacon	Chacon	Morrison	Carey/Butler
S. Carolina State	Bonano	Bonano	Dugandzic	Dugandzic	Chacon	Chacon	Morrison	Jenkins/Butler
at Oregon	Bonano	Bonano	Dugandzic	Dugandzic	Chacon	Gorham	Morrison	Jenkins/Butler
Oregon State	Bonano	Bonano	Dugandzic	Dugandzic	Chacon	Gorham	Morrison	Jenkins/Butler
at Stanford	Bonano	Bonano	Dugandzic	Dugandzic	Chacon	Gorham	Morrison	Jenkins/Baker
Washington	Bonano	Bonano	Dugandzic	Dugandzic	Chacon	Gorham	Morrison	Jenkins/Baker
USC	Bonano	Bonano	Dugandzic	Dugandzic	Chacon	Gorham	Morrison	Jenkins/Baker
at UCLA	Bonano	Bonano	Dugandzic	Dugandzic	Chacon	Gorham	Morrison	Jenkins/Baker
Colorado	Bonano	Bonano	Dugandzic	Dugandzic	Chacon	Gorham	Willet	Baker/Jackson
at Utah	Bonano	Bonano	Dugandzic	Dugandzic	Chacon	Gorham	Willet	Baker/Jackson
Arizona State	Bonano	Bonano	Dugandzic	Dugandzic	Chacon	Gorham	Willet	Jenkins/Baker

Tracking the Cats: Season and Career Charts

Rushing Touchdowns, Season

1. Art Luppino.....	21	1954
2. Ka'Deem Carey	20	2012
3. Kelvin Eafon.....	16	1998
4. Nic Grigsby.....	13	2008
5. Trung Canidate.....	11	1999

Rushing Touchdowns, Career

1. Art Luppino.....	44	1953-56
2. Nic Grigsby.....	28	2007-10
3. Ronald Veal (QB).....	27	1987-90
4. Keola Antolin.....	26	2008-11
5. Ka'Deem Carey	26	2011-
6. Trung Canidate.....	25	1996-99

Rushing Yards, Season

Player.....	Yards	Att.	Year
1. Ka'Deem Carey	1,757	275	2012
2. Trung Canidate.....	1,602	253	1999
3. Art Luppino.....	1,359	179	1954
4. Art Luppino.....	1,313	209	1955
5. Clarence Farmer.....	1,229	209	2001

Rushing Yards, Career

Player.....	Yards	Year
1. Trung Canidate.....	3,824	1996-99
2. Ontwaun Carter.....	3,501	1991-94
3. Art Luppino.....	3,371	1953-56
4. Mike Bell.....	3,163	2002-05
5. Hubie Oliver.....	3,096	1977-80
6. Nic Grigsby.....	2,957	2007-10
7. David Adams.....	2,571	1984-86
8. Clarence Farmer.....	2,530	2000-03
9. Keola Antolin.....	2,397	2008-10
10. Jim Upchurch.....	2,389	1972-74

Current: Ka'Deem Carey (366-2,182 yards)

Rushing Yards, Single Game

Player.....	Yards.....	Opp.-Year
1. Ka'Deem Carey	366	vs. Colo. 2012
2. Trung Canidate.....	288	vs. ASU 1998
3. Jim Upchurch.....	232	vs. UTEP 1973
4. Art Luppino.....	228	vs. NMST 1954
5. Ontwaun Carter.....	224	vs. Colo. St. 1994
6. Mike Bell.....	222	vs. Wash. 2003
7. Trung Canidate.....	221	at Ore. St. 1999
8. Bill Hargis.....	217	vs. Occid. 1930
9. Nic Grigsby.....	207	vs. NAU 2009
10. David Eldridge.....	205	vs. UCLA 1989

Team Rushing Yards, Single Game

Opponent, Year (Att.).....	Yards
1. Eastern Michigan, 1988 (63).....	492
2. at Arizona State, 1953 (73).....	491
3. at UTEP, 1952 (38).....	483
4. UCLA, 1989 (68).....	480
5. Oregon State, 1999 (64).....	460
6. Utah, 1975 (74).....	451
7. New Mexico State, 1951 (52).....	438
8. Colorado, 2012 (38).....	438
9. Utah, 1973 (76).....	432
10. Hawaii, 1952 (50).....	427

Career Touchdown Passes

Name.....	Passes.....	Years
1. Nick Foles.....	67	2009-11
Willie Tuitama.....	67	2005-08
3. Tom Tunnicliffe.....	46	1980-83
4. Bruce Hill.....	45	1973-75
5. Dan White.....	43	1993-95
6. Keith Smith.....	42	1996-99
7. Ortege Jenkins.....	42	1997-00
8. Jason Johnson.....	35	1999-02
9. Alfred Jenkins.....	30	1983-86
10. Matt Scott.....	30	2008-12

Touchdown Passes, Season

Player.....	TD.....	Year
1. Nick Foles.....	28	2011
Willie Tuitama.....	28	2007
3. Matt Scott.....	24	2012

Passing Yards, Career

Player.....	Yards.....	Years
1. Nick Foles.....	10,011	2009-11
2. Willie Tuitama.....	9,211	2005-08
3. Tom Tunnicliffe.....	7,618	1980-83
4. Alfred Jenkins.....	6,016	1983-86
5. Keith Smith.....	5,972	1996-99
6. Jason Johnson.....	5,749	1999-02
7. Dan White.....	5,723	1993-95
8. Ortege Jenkins.....	5,424	1997-00
9. Bruce Hill.....	5,090	1973-75
10. Matt Scott.....	4,539	2008-12

Passing Yards, Season

Player.....	Yards.....	Year
1. Nick Foles.....	4,334	2011
2. Willie Tuitama.....	3,683	2007
3. Matt Scott.....	3,238	2012
4. Jason Johnson.....	3,327	2002
5. Nick Foles.....	3,191	2010

Pass Attempts, Season

Player.....	Attempts.....	Year
1. Nick Foles.....	560	2011
2. Willie Tuitama.....	524	2007
3. Matt Scott.....	452	2012
4. Nick Foles.....	426	2010
5. Nick Foles.....	410	2009
Jason Johnson.....	410	2002

Pass Completions, Season

Player.....	Comp.....	Year
1. Nick Foles.....	387	2011
2. Willie Tuitama.....	327	2007
3. Nick Foles.....	286	2010
4. Matt Scott.....	273	2012
5. Nick Foles.....	260	2009

Passing Yards, Single Game

Player.....	Yards.....	Opp.-Year
1. Willie Tuitama.....	510	at Wash. 2007
2. Jason Johnson.....	492	at Cal 2002
3. Matt Scott.....	491	at Stan. 2012
4. Nick Foles.....	448	at Ore. 2010
5. Willie Tuitama.....	446	UNM 2007
6. Jason Johnson.....	443	at Wash. 2002
7. Nick Foles.....	440	OSU 2010
8. Tom Tunnicliffe.....	427	Pacific 1982
9. Nick Foles.....	425	USC 2011
10. Keith Smith.....	418	at Cal 1996

Receiving Yards, Season

Player.....	Yards.....	Rec.....	Year
1. Dennis Northcutt.....	1,422	88	1999
2. Bobby Wade.....	1,389	93	2002
3. Juron Criner.....	1,233	82	2010
4. Austin Hill.....	1,189	73	2012
5. Keith Hartwig.....	1,134	54	1976
6. Mike Thomas.....	1,038	83	2007
7. Jim Greth.....	1,003	76	1966
8. Richard Dice.....	969	56	1994
9. Juron Criner.....	956	75	2011
10. Dennis Northcutt.....	922	63	1998

Current: Dan Buckner (59 rec. 741 yards)

Pass Receptions, Season

Player.....	Rec.....	Yards.....	Year
1. Bobby Wade.....	93	1,389	2002
2. Dennis Northcutt.....	88	1,422	1999
3. Mike Thomas.....	83	1,038	2007
4. Juron Criner.....	82	1,233	2010
5. Jim Greth.....	76	1,003	1966
6. Juron Criner.....	74	956	2011
7. Mike Thomas.....	74	825	2008
8. Austin Hill.....	73	1,189	2012
9. David Douglas.....	65	666	2011
10. Gino Crump.....	65	610	2011

Current: Dan Buckner (59 rec. 741 yards)

Touchdown Receptions, Season

Player.....	Rec.....	Rec/Yards	Year
1. Juron Criner.....	11	75-956	2011
Juron Criner.....	11	82-1,233	2010
Mike Thomas.....	11	83-1,038	2007
Theopolis Bell.....	11	53-700	1974
5. Keith Hartwig.....	10	53-1,134	1976
Rob Gronkowski.....	10	47-672	2008
7. Juron Criner.....	9	43-580	2009
Dennis Northcutt.....	9	68-767	1997
Jeremy McDaniel.....	9	58-916	1998
10. Austin Hill.....	9	73-1,189	2012

Total Offense, Career

Player.....	Yards.....	Years
1. Nick Foles.....	9,712	2009-11
2. Willie Tuitama.....	8,727	2005-08
3. Tom Tunnicliffe.....	7,336	1980-83
4. Keith Smith.....	7,049	1996-99
5. Alfred Jenkins.....	6,307	1983-86
6. Bruce Hill.....	6,054	1973-75
7. Ortege Jenkins.....	5,577	1997-0
8. Matt Scott.....	5,656	2008-12
9. Dan White.....	5,312	1993-95

Total Offense, Season

Player.....	Yards.....	Year
1. Nick Foles.....	4,231	2011
2. Matt Scott.....	3,723	2012
3. Willie Tuitama.....	3,520	2007

Total Offense, Single Game (Plays)

Player.....	Yards.....	Opp.-Year
1. Willie Tuitama (57).....	517	at Wash. 2007
2. Keith Smith (55).....	502	at Cal 1996
3. Matt Scott (74).....	485	at Stan. 2012
4. Matt Scott (65).....	469	USC 2012
5. Matt Scott (60).....	461	Toledo 2012
6. Bruce Hill (44).....	451	UNM 1975
7. Nick Foles (51).....	446	OSU 2010
8. Nick Foles (57).....	445	at Ore. 2010
9. Jason Johnson (52).....	444	at Cal 2002
10. Matt Scott (58).....	432	Ore. St. 2012

Top Single-Game Team Total Offense Totals

Opponent, Year (Plays).....	Yards
1. New Mexico, 1969 (91).....	691
2. South Carolina St., 2012 (102).....	689
3. Toledo, 2012 (88).....	624
4. at Stanford, 2012 (103).....	617
5. Pacific, 1982 (78).....	610
6. Arizona St., 1998 (72).....	607
7. South Dakota St., 1956 (76).....	606
8. at UTEP, 1952 (45).....	599
9. at California, 1996 (82).....	595
10. at UCLA, 1999 (80).....	588

Scoring, Single Game

Player.....	Points.....	Opp.-Year
1. Art Luppino.....	32	NMST. 1954
2. Ka'Deem Carey.....	30	Colo. 2012
3. Art Luppino.....	25	at Utah 1954
4. Ka'Deem Carey.....	24	OK St. 2012
Keola Antolin.....	24	at Ore. 2008
Ronald Veal.....	24	WSU 1988
Richard Hersey.....	24	Pacific 1980
Harry Holt.....	24	UTEP 1977
Don Beasley.....	24	at ASU 1953

Scoring, Season

Player.....	Points.....	Year
1. Art Luppino.....	166	1954
2. Ka'Deem Carey.....	126	2012
3. Harold McClellan.....	121	1921
4. Jason Bondzio.....	100	2007
5. Max Zendejas.....	99	1983
6. Jason Bondzio.....	97	2008
7. Gary Coston.....	97	1986
8. Art Luppino.....	96	1955
9. Kelvin Eafon.....	96	1998
10. John Bonano.....	95	2012
Steve McLaughlin.....	95	1994

Scoring, Career

Player.....	Points.....	Years
1. Max Zendejas.....	360	1982-85
2. Art Luppino.....	337	1953-56
3. Steve McLaughlin.....	283	1991-94
4. Gary Coston.....	262	1986-90
5. Lee Pistor.....	246	1974-77
6. Jason Bondzio.....	197	2007-08
7. Vance Johnson.....	194	1981-84
8. Theopolis Bell.....	190	1972-75
9. Juron Criner.....	186	2008-11
10. Nic Grigsby.....	186	2007-10

Current: Ka'Deem Carey (174 points)

Current: John Bonano (144 points)

Team Scoring Average, Season

PPG.....	Year
1.....	38.5.....1954
2.....	36.6.....2008
3.....	34.7.....1998
4.....	32.1.....1983
5.....	30.8.....2011

Current: Arizona 2012 (37.2 ppg)

Top Season Per Game Total Offense

Year.....	Yards/Gm.
1.....	1999.....471.9
2.....	2011.....465.2
3.....	1998.....444.9
4.....	2010.....439.4
5.....	1975.....424.2
6.....	1973.....412.3
7.....	2008.....402.4
8.....	1997.....402.4
9.....	1954.....402.0
10.....	2001.....392.4

Current: Arizona 2012 (521.8 ypg)

Team Average Passing Yards, Season

Yards.....	Year
1.....	370.7.....2011
2.....	308.5.....2007
3.....	307.7.....2010
4.....	289.8.....2002
5.....	255.1.....1966
6.....	253.1.....1999
7.....	250.3.....2001
8.....	244.0.....2008
9.....	243.7.....1983
10.....	238.6.....2009

Current: Arizona 2012 (291.4 ypg)

Team Average Rushing Yards, Season

Yards.....	Year
1.....	276.5.....1954
2.....	270.8.....1973
3.....	268.9.....1953
4.....	254.8.....1952
5.....	254.1.....1975
6.....	246.7.....1988
7.....	240.9.....1989
8.....	233.6.....1961
9.....	226.7.....1979
10.....	222.7.....1987

Current: Arizona 2012 (230.4 ypg)

Total Team First Downs, Season

Year.....	First Downs
1.....	2012.....350
2.....	2011.....309
3.....	2010.....308

Total All-Purpose Yards, Season

<i>Player.....</i>	<i>Yards.....</i>	<i>Year</i>
1. Dennis Northcutt	2,249	1999
2. Art Luppino	2,193	1954
3. Ka'Deem Carey	2,061	2012
4. Bobby Wade	1,949	2002
5. Art Luppino	1,902	1955

--- OFFENSIVE CAREER HIGHS ---

JARED BAKER #23

Rushing yards.....	44.....	South Carolina State (9/15/2012)
Rushes.....	10.....	South Carolina State (9/15/2012)
Longest rush.....	16.....	Washington (10/20/2012)
Touchdowns.....	1.....	South Carolina State (9/15/2012)
Long TD run.....	4.....	South Carolina State (9/15/2012)

KYLAN BUTLER #2

Rushing yards.....	29.....	UCLA (10/20/2011)
Rushes.....	6.....	UCLA (10/20/2011)
Longest rush.....	16.....	South Carolina State (9/15/2012)
Kick returns.....	2.....	Oregon State (9/29/2012)
Kick return yards.....	24.....	Oregon State (9/29/2012)
Long kick return.....	15.....	Oregon State (9/29/2012)

DAN BUCKNER #4

Receptions.....	10.....	Twice, last vs. Toledo (9/1/2012)
Receiving yards.....	144.....	at Oregon State (10/8/2011)
Longest reception.....	54*.....	at Oklahoma State (9/8/2011)
Receiving touchdowns.....	2.....	Colorado (11/10/2012)
100-yd receiving games.....	4.....	Last vs. Oregon State (9/29/2012)

KA'DEEM CAREY #25

Rushing yards.....	366^.....	Colorado (11/10/2012)
Rushes.....	29.....	Twice (last vs. Wash. 10/20/2012)
Longest rush.....	73*.....	vs. Toledo (9/1/2012)
Rushing touchdowns.....	5^.....	Colorado (11/10/2012)
100-yard rush games.....	9.....	Last vs. Arizona State (11/23/2012)
200-yard rush games.....	2.....	Last at Utah (11/17/2012)
Receptions.....	7.....	at Stanford (10/6/2012)
Receiving yards.....	68.....	Twice (last at Stanford, 10/6/2012)
Longest reception.....	47.....	vs. Oregon State (9/29/2012)
Touchdown receptions.....	1.....	3 times, last vs. OK State (9/8/12)
Kickoff returns.....	9.....	Oregon (9/24/2011)
Kickoff return yards.....	197.....	Oregon (9/24/2011)
Long kickoff return.....	39.....	Oregon (9/24/2011)
All-purpose yards.....	400^.....	Colorado (11/10/2012)

B.J. DENKER #7

Attempts.....	14.....	Colorado (11/10/2012)
Completions.....	12.....	Colorado (11/10/2012)
Passing yards.....	136.....	Colorado (11/10/2012)
Passing touchdowns.....	2.....	Colorado (11/10/2012)
Long pass.....	31.....	South Carolina State (9/15/2012)
Long TD pass.....	17*.....	South Carolina State (9/15/2012)
Interceptions.....	1.....	at Oregon (9/22/2012)
Rushes.....	9.....	Colorado (11/10/2012)
Rush yards.....	44.....	Colorado (11/10/2012)
Long rush.....	17.....	Colorado (11/10/2012)

AUSTIN HILL #29

Receiving yards.....	259.....	vs. USC (10/27/2012)
Receptions.....	11.....	at Stanford (10/6/2012)
Long reception.....	60.....	vs. USC (10/27/2012)
Long TD reception.....	53*.....	vs. Washington (10/20/2012)
Touchdown receptions.....	2.....	3 times (last vs. Wash. 10/20/2012)
100-yd receiving games.....	5.....	last vs. USC (10/27/2012)

JOHNNY JACKSON #30

Receiving yards.....	75.....	at Stanford (10/6/2012)
Receptions.....	10.....	at Stanford (10/6/2012)
Long reception.....	26.....	at Stanford (10/6/2012)
Touchdown receptions.....	1.....	vs. USC (10/27/2012)
Long TD reception.....	8.....	vs. USC (10/27/2012)
Kickoff returns.....	2.....	vs. Colorado (11/10/2012)
Kickoff return yards.....	28.....	vs. Colorado (11/10/2012)
Long kickoff return.....	25.....	vs. Colorado (11/10/2012)

--- OFFENSIVE CAREER HIGHS ---

DANIEL JENKINS #3

Rush yards.....	78.....	Arizona State (11/23/2012)
Rushes.....	21.....	Arizona State (11/23/2012)
Long rush.....	34.....	Louisiana (11/26/2011)
Rushing touchdowns.....	1.....	4 times, (last at Utah 11/17/2012)
Receptions.....	4.....	Louisiana (11/26/2011)
Receiving yards.....	26.....	Louisiana (11/26/2011)
Long reception.....	17.....	at Stanford (10/6/2012)
Kickoff returns.....	7.....	at Oregon (9/22/2012)
Kickoff return yards.....	121.....	Louisiana (11/26/2011)
Long kickoff return.....	81.....	Louisiana (11/26/2011)

TERRENCE MILLER #18

Receiving yards.....	116.....	USC (11/13/2010)
Receptions.....	8.....	at Oregon (11/26/2010)
Long receptions.....	38.....	ASU (12/2/2010)
100-yd receiving games.....	1.....	USC (11/13/2010)
Receiving touchdowns.....	1.....	Twice (last at Stanford, 10/6/2012)
Rush yards.....	13.....	USC (11/13/2010)
Rushes.....	2.....	USC (11/13/2010)

RICHARD MORRISON #8

Receiving yards.....	66.....	vs. Oklahoma State (12/29/2010)
Receptions.....	6.....	Twice, last vs. Toledo (9/1/2012)
Touchdown receptions.....	1.....	4 times (last vs. SC State 9/15/2012)
Long reception.....	34*.....	Twice (last ORE 9/24/2011)
Rush yards.....	8.....	South Carolina State (9/15/2012)
Rushes.....	2.....	at UCLA (11/3/2012)
Long rush.....	8.....	South Carolina State (9/15/2012)
Punt returns.....	5.....	UCLA (10/20/2011)
Punt return yards.....	63*.....	vs. Washington (10/20/2012)
Long punt return.....	63*.....	vs. Washington (10/20/2012)

GREG NWOKO #34

Rush yards.....	72.....	The Citadel (9/11/2010)
Rushes.....	16.....	Twice (last Oregon 11/21/2009)
Rush touchdowns.....	2.....	The Citadel (9/11/2010)
Long rush.....	43*.....	Stanford (10/17/2009)
Receptions.....	5.....	at Oregon State (9/26/2009)
Receiving yards.....	85.....	at Oregon State (9/26/2009)
Kickoff returns.....	1.....	Oregon State (10/9/2010)
Kickoff return yards.....	17.....	Oregon State (10/9/2010)
Long kickoff return.....	17.....	Oregon State (10/9/2010)

DAVID RICHARDS #80

Receiving yards.....	50.....	at Oregon (9/22/2012)
Receptions.....	7.....	at Oregon (9/22/2012)
Touchdown receptions.....	1.....	Twice (last vs. USC 10/27/2012)
Long reception.....	27*.....	vs. Washington (10/20/2012)
Long TD reception.....	27*.....	vs. Washington (10/20/2012)

DREW ROBINSON #87

Receiving yards.....	13.....	at USC (10/1/2011)
Receptions.....	1.....	Twice (last at Colo. 11/12/11)
Long reception.....	13.....	at USC (10/1/2011)

MATT SCOTT #10

Attempts.....	69^.....	at Stanford (10/6/2012)
Completions.....	45^.....	at Stanford (10/6/2012)
Passing yards.....	491.....	at Stanford (10/6/2012)
Passing touchdowns.....	4.....	vs. Washington (10/20/2012)
INT.....	3.....	Twice (last vs. Arizona St. 11/23/12)
Long pass.....	60.....	to Austin Hill (vs. USC 10/27/2012)
Long TD pass.....	53*.....	to Austin Hill (vs. Wash. 10/20/2012)
300-yard pass games.....	6.....	last vs. USC (10/27/2012)
Rushes.....	19.....	vs. Oklahoma State (9/8/2012)
Rush yards.....	100.....	vs. USC (10/27/2012)
Rushing touchdowns.....	1.....	6 times (last at Utah 11/17/2012)
Long rush.....	36.....	Washington (10/4/2008)
Longest rush TD.....	18*.....	vs. Washington State (11/8/2008)

--- OFFENSIVE CAREER HIGHS ---

TYLER SLAVIN #11

Receiving yards.....	73.....	vs. Oregon State (9/29/2012)
Receptions.....	5.....	Twice, last vs. Ore. St. (9/29/2012)
Long reception.....	32.....	vs. Oregon State (9/29/2012)

ELLIOT TAYLOR #45

Rush yards.....	42.....	South Carolina State (9/15/2012)
Rush attempts.....	8.....	South Carolina State (9/15/2012)
Long rush.....	9.....	South Carolina State (9/15/2012)

TAIMI TUTOGI #31

Rush yards.....	50.....	Washington State (11/7/2009)
Rushes.....	11.....	Washington State (11/7/2009)
Rushing touchdowns.....	2.....	UCLA (10/20/2011)
Long rush.....	11.....	UCLA (10/20/2011)
Receptions.....	4.....	at USC (10/1/2011)
Receiving yards.....	40.....	at USC (10/1/2011)
Receiving touchdowns.....	1.....	Twice (last vs. SC State 9/15/2012)
Long reception.....	16.....	Twice (last at Stanford, 10/6/2012)
Kickoff returns.....	2.....	Louisiana (11/26/2011)
Kickoff return yards.....	48.....	at Colorado (11/12/2011)
Long kickoff return.....	43.....	at Colorado (11/12/2011)

SEAN WILLET #84

Receiving yards.....	48.....	South Carolina State (9/15/2012)
Receptions.....	2.....	South Carolina State (9/15/2012)
Long reception.....	31.....	South Carolina State (9/15/2012)
Receiving touchdowns.....	1.....	South Carolina State (9/15/2012)
Punt returns.....	1.....	Twice (last vs. Arizona St. 11/23/12)
Punt return yards.....	12.....	vs. Arizona St. (11/23/2012)
Long punt return.....	12.....	vs. Arizona St. (11/23/2012)

GARIC WHARTON #16

Receiving yards.....	89.....	vs. Arizona St. (11/23/2012)
Receptions.....	6.....	vs. Arizona St. (11/23/2012)
Long reception.....	40*.....	vs. Arizona St. (11/23/2012)
Longest TD reception.....	40*.....	vs. Arizona St. (11/23/2012)
Rush yards.....	19.....	Colorado (11/10/2012)
Rushes.....	1.....	Twice (last vs. Colorado 11/10/2012)
Long rush.....	11.....	at USC (10/1/2011)
Kickoff returns.....	3.....	Four times (last at Wash. 10/29/11)
Kickoff return yards.....	78.....	at Washington (10/29/2011)

--- PLACEKICKERS ---

JOHN BONANO #15

Field goal attempts.....	3.....	3 times, last vs. OK State (9/8/2012)
Made field goals.....	3.....	Twice, last vs. OK State (9/8/2012)
Long field goal made.....	47.....	at Washington (10/29/2011)
Long field goal attempt.....	57.....	at Colorado (11/12/2011)
Extra point attempts.....	8.....	Twice (last: Colorado 11/10/2012)
Extra points made.....	8.....	Twice (last: Colorado 11/10/2012)
Points.....	15.....	vs. Oklahoma State (9/8/2012)

JAIME SALAZAR #48

Field goal attempts.....	3.....	Stanford (9/17/2011)
Made field goals.....	1.....	Stanford (9/17/2011)
Long field goal made.....	27.....	Stanford (9/17/2011)
Long field goal attempt.....	46.....	NAU (9/3/2011)
Extra point attempts.....	5.....	NAU (9/3/2011)
Extra points made.....	4.....	NAU (9/3/2011)

* Indicates scoring play

^ Indicates school record

! Indicates Pac-12 Conference record (including ties)

--- DEFENSIVE CAREER HIGHS ---

JAMAR ALLAH #27

Tackles3..... vs. Oklahoma State (9/8/2012)

DOMINIQUE AUSTIN #92Tackles5..... vs. Toledo (9/1/2012)
TFL1..... Twice (last at Oregon, 9/22/2012)
PBU1..... Twice (last vs. SC State 9/15/2012)**TRA'MAYNE BONDURANT #21**Tackles10..... Twice (last at Oregon, 9/22/2012)
TFL3..... Twice (last at Stanford, 10/6/2012)
Sacks1..... at Washington (10/29/2011)
PBU4..... at Arizona State (11/19/2011)
Interceptions1..... 3 times (last: Colorado 11/10/12)
Long INT return43..... vs. Washington (10/20/2012)
Long INT TD return29*..... at Colorado (11/12/2011)
Forced fumble1..... 3 times, (last vs. ASU 11/23/2012)**BLAKE BRADY #46**

Tackles3..... at Utah (11/17/2012)

KEONI BUSH-LOO #14

Tackles2..... at Stanford (10/6/2012)

DAKOTA CONWELL #24Tackles6..... vs. Arizona St. (11/23/2012)
TFL1..... Twice (last vs. ASU 11/23/2012)
Sacks1..... South Carolina State (9/15/2012)
PBU1..... Twice (last vs. Colorado 11/10/2012)**WAYNE CAPERS JR. #12**Tackles3..... at Stanford (10/6/2012)
PBU1..... vs. Oregon State (9/29/2012)**LAMAR DE REGO #93**

Tackles2..... Oregon (9/24/2011)

C.J. DOZIER #9Tackles7..... Colorado (11/10/2012)
Forced fumble1..... Colorado (11/10/2012)**JAKE FISCHER #33**Tackles14..... vs. Oklahoma State (9/8/2012)
TFL2.5..... vs. Toledo (9/1/2012)
Sacks1..... Twice (last at Wash. St. 10/16/2010)
PBU1..... 5 times (last at Utah 11/17/2012)
Rushes1..... at UCLA (10/30/2010)
Long rush29..... at UCLA (10/30/2010)
Forced fumble1..... 3 times (last vs. ASU 11/23/2012)
Fumble recovery1..... 3 times (last vs. ASU 11/23/2012)**MARQUIS FLOWERS #2**Tackles16..... Stanford (9/17/2011)
TFL2.5..... vs. Toledo (9/1/2012)
PBU2..... vs. Oklahoma State (9/8/2012)
Interceptions2..... vs. USC (10/27/2012)
Sacks1.5..... vs. Toledo (9/1/2012)
Fumble Recovery1..... Louisiana (11/26/2011)
Forced Fumble1..... 4 times (last vs. ASU 11/23/2012)**REGGIE GILBERT #84**Tackles4..... Twice (last Colorado 11/10/2012)
TFL1.5..... Twice (last Colorado 11/10/2012)
Sacks1.5..... vs. Washington (10/20/2012)
Fumble recovery1..... Twice (last at Utah 11/17/2012)**JOURDON GRANDON #26**Tackles12..... Twice (last at Stanford, 10/6/2012)
TFL0.5..... vs. Toledo (9/1/2012)
PBU3..... at ASU (11/19/2011)
Interceptions1..... Twice (last vs. Wash. 10/20/2012)
Long INT return41..... at ASU (11/19/2011)
Forced fumble1..... 3 times (last at Stanford, 10/6/2012)
Fumble recovery1..... vs. Oregon State (9/29/2012)

--- DEFENSIVE CAREER HIGHS ---

TEVIN HOOD #98Tackles10..... vs. Arizona St. (11/23/2012)
Forced fumble1..... vs. USC (10/27/2012)
TFL1..... vs. Arizona St. (11/23/2012)**HANK HOBSON #19**Tackles5..... at Stanford (10/6/2012)
TFL1.0..... vs. USC (10/27/2012)
Sacks0.5..... Twice (last vs. Wash. 10/20/2012)**SIR THOMAS JACKSON #53**Tackles10..... at Oregon (9/22/2012)
PBU2..... vs. Oklahoma State (9/8/2012)
Sacks1..... vs. Oregon State (9/29/2012)
TFL2.5..... vs. Oregon State (9/29/2012)**JONATHAN MCKNIGHT #6**Tackles11..... vs. USC (10/27/2012)
TFL0.5..... vs. USC (10/27/2012)
PBU2..... vs. Oregon State (9/29/2012)
INT1..... 3 times (last at Oregon, 9/22/2012)
Long INT Ret.48*..... vs. Oklahoma State (9/8/2012)
Fumble recovery1..... vs. USC (10/27/2012)**CHRIS MERRILL #71**Tackles4..... at Washington (10/29/2011)
TFL0.5..... at Washington (10/29/2011)**VINCE MILES #36**Tackles9..... at Utah (11/17/2012)
Fumble recovery1..... vs. USC (10/27/2012)
TFL0.5..... at Utah (11/17/2012)**WILLIE MOBLEY #96**Tackles4..... at UCLA (11/3/2012)
TFL1..... vs. Oklahoma State (9/8/2012)
PBU1..... vs. Arizona St. (11/23/2012)**BRENDAN MURPHY #40**Tackles3..... Colorado 11/10/2012
PBU1..... South Carolina State (9/15/2012)**PATRICK ONWUASOR #4**Tackles8..... Twice (last at Stanford, 10/6/2012)
PBU1..... at Stanford (10/6/2012)
TFL0.5..... vs. Washington (10/20/2012)**WILLIAM PARKS #11**

Tackles3..... at Stanford (10/6/2012)

DAN PETTINATO #90Tackles6..... at Oregon (9/22/2012)
TFL1.0..... vs. USC (10/27/2012)
Sacks1.0..... Louisiana (11/26/2011)
Fumble recovery1..... vs. Washington (10/20/2012)
PBU1..... Twice (last vs. ASU 11/23/2012)**DERRICK RAINEY #17**Tackles7..... Twice (last vs. ASU 11/23/2012)
Forced fumble1..... at Stanford (10/6/2012)**SHAQUILLE RICHARDSON #5**Tackles9..... Twice (last at Utah 11/17/2012)
TFL1..... Three times (last at Colo. 11/12/11)
PBU3..... at Washington State (10/16/2010)
INT2..... Twice (at Oregon St. 10/8/2011)
Long INT return41..... at ASU (11/19/2011)
Forced fumbles1..... 3 times (last at Utah 11/17/2012)
Fumble recovery1..... at Stanford (10/6/2012)**KIRIFI TAULA #75**Tackles5..... Twice (last Utah 11/5/2011)
TFL2..... at USC (10/1/2011)
PBU1..... at ASU (11/19/2011)

--- DEFENSIVE CAREER HIGHS ---

JARED TEVIS #38Tackles12..... Twice (last at Oregon, 9/22/2012)
PBU2..... Twice (last at Oregon, 9/22/2012)
INT2..... vs. Oklahoma State (9/8/2012)
Long INT Ret.32..... vs. Oklahoma State (9/8/2012)
Forced fumbles2..... at Oregon (9/22/2012)**SIONE TUIHALAMAKA #91**Tackles7..... vs. Toledo (9/1/2012)
TFL1..... 4 times (last vs. ASU 11/23/2012)
Sacks1..... Washington (10/23/2010)**TAIMI TUTOGI #31**Tackles3..... vs. Washington (10/20/2012)
TFL1.5..... vs. Washington (10/20/2012)
Sacks1.0..... vs. Washington (10/20/2012)
Fumble recovery1..... vs. Toledo (9/1/2012)**JUSTIN WASHINGTON #43**Tackles7..... Cal (9/25/2010)
TFL2..... Four times (last ASU 12/2/2010)
Sacks2..... Twice (last ASU 12/2/2010)
Blocked PAT1..... Iowa (9/18/2010)
PBU1..... at UCLA (11/3/2012)**MARK WATLEY #7**Tackles11..... Oregon (9/24/2011)
TFL1..... UCLA 10/20/2011
PBU1..... 4 times (last vs. SC State 9/15/2012)
INT1..... at Oklahoma State (9/8/2011)

--- PUNTING ---

KYLE DUGANDZIC #13Punts7..... at UCLA (11/3/2012)
Longest punt70..... vs. Oregon State (9/29/2012)
Avg.60.0..... UCLA (10/20/2011)
Inside 204..... 3 times, (last vs. ASU 11/23/2012)

Head Coach Rich Rodriguez

Arizona Record: 7-5 (1st Year)

Career Coaching Record: 127-89-2 (18th year)

Career FBS Coaching Record: 82-53 (11th year)



Rich Rodriguez was introduced as the 30th head coach of the University of Arizona football program on Nov. 22, 2011. In his first season coaching the Wildcats, Rodriguez led Arizona to a record-breaking season on the offensive side of the ball and returned the school to a bowl game for the first time since 2010.

Previously, Rodriguez was head coach at Michigan from 2008 to 2010 and made a Division I statement as head coach at West Virginia from 2001-07 where he compiled a 60-26 record and won four Big East Conference titles. He has served as a football analyst for CBS Sports during the 2011 season.

Rodriguez carries a career college coaching record of 127-89-2 in 18 seasons, marked by Division I records of 60-26 at West Virginia and 15-22 at Michigan and now 7-5 in his first season at Arizona. He began his head coaching career at Salem (W.Va.) University in 1988 and then coached at Glenville State (W.Va.) from 1990-96.

Rodriguez's West Virginia teams were Big East Champions in 2003, 2004, 2005 and 2007 while appearing in two BCS bowls, the 2005 Sugar Bowl with a victory over Georgia for an 11-1 record and a victory over Oklahoma in the 2007 Fiesta Bowl to finish 10-2 shortly after Rodriguez had left for Michigan. His 2006 club finished 11-2 after a victory over Georgia Tech in the Gator Bowl. He also coached the Mountaineers to the 2002 Continental Tire Bowl and the 2003 and 2004 Gator Bowl.

While at Salem, he was a secondary coach and special teams coordinator in 1986 and assistant head coach and defensive coordinator in 1987. He was the youngest head coach in college football when appointed by Salem in 1988 at age 24. The school disbanded its football program the next year and he served as a volunteer assistant at West Virginia working with outside linebackers in 1989.

Prior to accepting the West Virginia job in late November 2000, Rodriguez served as offensive coordinator and associate head coach for Tommy Bowden at Clemson in 1999 and 2000, with the Tigers recording a 15-9 record in two seasons. He was offensive coordinator and quarterbacks coach for Bowden at Tulane for two years prior to that, 1997-98, where he helped lead the Green Wave to 19-4 mark, including an undefeated 12-0 season with the Conference USA champs and Liberty Bowl victors in 1998.

At Glenville State, his teams won or shared four-consecutive West Virginia Intercollegiate Athletic Conference titles and he was named WVIAC Coach of the Year in 1993 and 1994, as well as the NAIA Coach of the Year after leading his team to a national runner-up finish. He also was recognized by the West Virginia Sports Writers Association as the state College Coach of the Year for all sports in 1993. He led the Pioneers to the national playoffs twice and posted a 43-28-2 record. He also served as Glenville's AD in 1995-96 and was inducted into its Hall of Fame in 2003.

Rodriguez graduated from West Virginia in 1986, where he started as a walk-on in 1981 and became a three-year letterwinner as a defensive back from 1982-84. He added a master's degree from Salem in 1987. He is a native of Grant Town, W. Va., and graduated from North Marion High School. Rich and his wife, Rita, have two children, Raquel and Rhett.

Assistant Coaches



CALVIN MAGEE

1ST YEAR AT ARIZONA
ASSOCIATE HEAD COACH
CO-OFFENSIVE COORDINATOR
RUNNING BACKS



His 23rd year in coaching and his ninth bowl game ... His first season as co-offensive coordinator at Arizona ... Also coaches the running backs including Walter Camp, CBSSports.com and Athlon Sports First-Team All-American sophomore Ka'Deem Carey ... Carey broke the UA single-season (1,602) and UA/Pac-12 single-game (366) rushing records with his 1,757 total yards and his 366 vs. Colorado ... Averages 146.42 yard per game to lead the nation ... UA averages 521.83 total yards of offense a game to rank No. 7 nationally and No. 2 in the league ... Recruits New Orleans and offensive players ... A Broyles Award nominee.



TONY GIBSON

1ST YEAR AT ARIZONA
ASSISTANT HEAD COACH
SAFETIES
DEFENSIVE SPECIAL TEAMS



His 18th year in coaching and his ninth bowl game ... His first season as assistant head coach at Arizona ... Also coaches the safeties and coordinates defensive special teams, including All-Pac-12 Honorable Mention honoree sophomore Jared Tevis and the team's No. 2 in tackles for loss sophomore Tra'Mayne Bondurant with 11.5 for 38 yards ... Recruits Northern California, South Carolina, Georgia, Oregon and Ohio.



ROD SMITH

1ST YEAR AT ARIZONA
CO-OFFENSIVE COORDINATOR
QUARTERBACKS



His 16th year in coaching and his sixth bowl game ... His first season as co-offensive coordinator at Arizona ... Also coaches the quarterbacks including second-team All-Pac-12 honoree, two-time Manning Award Star of the Week and the Walter Camp Player of the Week (Oct. 28) senior Matt Scott ... Scott has completed 273-of-452 passes attempted for 3,238 yards with just 12 interceptions and 24 touchdowns and ranks No. 3 in the Pac-12 in total passing yards ... Recruits San Diego, Florida and quarterbacks.



SPENCER LEFTWICH

1ST YEAR AT ARIZONA
TIGHT ENDS
OFFENSIVE SPECIAL TEAMS



His 25th year in coaching and his eighth bowl game ... His first season as Arizona's tight ends coach and coordinating offensive special teams ... Guided senior kicker John Bonano to a school-record 73-straight made point after touchdown attempts and was named the Pac-12 Special Teams Player of the Week on Sept. 10 ... Senior punter Kyle Dugandzic was a member of the Ray Guy Award Watch List and was named Pac-12 Special Teams Player of the Week on Oct. 1 ... Recruits Texas.



JEFF CASTEEL

1ST YEAR AT ARIZONA
DEFENSIVE COORDINATOR
LINEBACKERS



His 29th year in coaching and his 12th bowl game ... His first season as defensive coordinator at Arizona ... Also coaches the linebackers include All-Pac-12 Honorable Mention honoree junior Jake Fischer ... Fischer leads the team with 106 tackles, ranking third in the Pac-12 ... Recruits Tucson, Ariz. and defensive players.



ROBERT ANAE

2ND YEAR AT ARIZONA
OFFENSIVE LINE



His 28th year in coaching and his 14th bowl game in the coaching ranks ... Also played in four bowl games as a player at BYU ... His second season as Arizona's offensive line coach ... His unit allowed for the Wildcat offense to average 521.83 total offensive yards per game and 37.25 points per game, both marks ranking No. 2 in the Pac-12 ... Senior center Kyle Quinn was named All-Pac-12 Honorable mention and was a semifinalist for the Senior CLASS Award ... Recruits Southern California, Inland Empire, Hawaii, American Samoa, Utah and Washington.

Assistant Coaches



TONY DEWS

1ST YEAR AT ARIZONA
WIDE RECEIVERS



His 16th year in coaching and his fifth bowl game ... His first season as Arizona's receivers coach ... Guided sophomore Austin Hill to a 1,000-yard season with totals of 73 receptions for 1,189 yards and nine touchdowns ... Hill was also named All-Pac-12 Second-Team and was a Biletnikoff Award Semifinalist ... Recruits Los Angeles, Orange County, Virginia, Maryland and Washington D.C.




DAVID LOCKWOOD

1ST YEAR AT ARIZONA
CORNERBACKS



His 24th year in coaching and his 16th bowl game in the coaching ranks ... Also played in three bowl games as a player at West Virginia ... His first season as Arizona's cornerbacks coach ... Junior Shaquille Richardson ranks No. 12 nationally and No. 2 in the Pac-12 with 14 passes broken up ... Sophomore Jonathan McKnight leads the team in interceptions with three for 71 returns yards and a score vs. Oklahoma State ... Recruits West Phoenix, Nevada, New Jersey, Philadelphia, Orlando, Minnesota and Illinois.



BILL KIRELAWICH

1ST YEAR AT ARIZONA
DEFENSIVE LINE



His 43rd year in coaching and his 22nd bowl game ... His first season as Arizona's defensive line coach ... His unit accounted for 152 total tackles and 18 tackles for a loss of 65 yards, led by sophomore Reggie Gilbert's 5.5 tackles for a loss of 31 yards and junior Sione Tuihalamaka and sophomore Dan Pettinato chipping in with 29 tackles each ... Recruits Bakersfield and Fresno, Calif. and Gulf Coast, Fla.

Assistant Coaches Game Day Locations

On the field

Head Coach Rich Rodriguez

Offense: Tony Dews, Spencer Leftwich, Robert Anae

Defense: Jeff Casteel, David Lockwood

In the booth

Offense: Calvin Magee, Rod Smith

Defense: Tony Gibson, Bill Kirelawich

Football Support Staff

Mike Parrish Director of Operations
 Matt Dudek Director of On-Campus Recruiting and Player Personnel
 Charlie Ragle Assistant Director of Operations
 Billy Kirelawich Operations Coordinator
 Chris Allen Assoc AD/Dir. Strength/Conditioning
 Parker Whiteman Director of Skill Development
 Vincent Amey..... Asst. Strength/Conditioning Coach
 Frank Davis Asst. Strength/Conditioning Coach
 Ovid Goulbourne Asst. Strength/Conditioning Coach
 Matt Caponi Defensive Graduate Assistant
 Reed Williams Defensive Graduate Assistant
 Lee Coleman..... Offensive Graduate Assistant
 Cory Zirbel Offensive Graduate Assistant
 Mike Chamoures Intern

Arizona Player Summeries



DOMINIQUE AUSTIN 92

DEFENSIVE LINE
6-5 ♦ 285 ♦ SENIOR
LA PUENTE, CALIF.
BISHOP AMAT HS



Started the first five games of the season at defensive end before missing the final seven because of a foot injury ... Was the only senior to start on Arizona's 3-3-5 defense ... Recorded 14 tackles in his five games, seven solo and seven assisted ... Also broke up two passes.




ADDISON BACHMAN 54

OFFENSIVE LINE
6-4 ♦ 297 ♦ SENIOR
GLEN DORA, CALIF
GLEN DORA HS/CITRUS



A member of the offensive line that earned Offensive Player of the Week honors from the Arizona coaching staff for its performance in the Washington game ... Served as the starting center in four games (at Stanford, vs. Washington, vs. USC, at UCLA) while Kyle Quinn was out with an injury ... Paced the Cats to a 2-2 record and an upset win over then-No. 10 USC ... Blocked for QB Matt Scott to throw for 1,267 yards and 10 TDs in those four games, including UA and Pac-12 single-game records for completions (45) and attempts (69) in the OT loss at Stanford.



JARED BAKER 23

RUNNING BACK
5-8 ♦ 191 ♦ RS-FR.
LOS ANGELES, CALIF.
LOYOLA HS



Pac-12 First-Team All-Academic ... Named Arizona's main kick returner for the Stanford game on Oct. 6, he's served in the role for the final six games of the regular season ... Has four returns for 72 yards, an average of 18 yards per return and a long of 21 ... As a running back, he has 20 carries for 85 yards and a TD, scored in the South Carolina State game.



MICKEY BAUCUS 68

OFFENSIVE LINEMAN
6-8 ♦ 285 ♦ SOPHOMORE
MUNDELEIN, ILL.
CARMEL CATHOLIC HS



A member of the offensive line that earned Offensive Player of the Week honors from the Arizona coaching staff for its performance in the Washington game ... The Wildcats' starting left tackle in all 12 games this season ... Plays with an offensive line that has allowed UA to lead the Pac-12 in total offense for four-straight weeks (weeks 6-9) and rank as high as fourth nationally in weeks 3, 7, and 9 ... Arizona's offensive triple-threat attack features a 3,000-yard passer (Matt Scott - 3,238 yards), a 1,500-yard rusher (Ka'Deem Carey - 1,757 yards) and a 1,000-yard receiver (Austin Hill - 1,189 yards).




TRACE BISKIN 72

OFFENSIVE LINEMAN
6-5 ♦ 282 ♦ SENIOR
WESTLAKE VILLAGE, CALIF.
OAKS CHRISTIAN HS



Pac-12 Second-Team All-Academic ... Started at right guard in six of 12 games played this season, missing the Washington, Stanford and Oregon State games because of injury ... Served in a reserve role in the Colorado, UCLA and USC games ... Plays with an offensive line that has allowed UA to lead the Pac-12 in total offense for four-straight weeks (weeks 6-9) and rank as high as fourth nationally in weeks 3, 7, and 9 ... Arizona's offensive triple-threat attack features a 3,000-yard passer (Matt Scott - 3,238 yards), a 1,500-yard rusher (Ka'Deem Carey - 1,757 yards) and a 1,000-yard receiver (Austin Hill - 1,189 yards).



JOHN BONANO 15

KICKER
6-0 ♦ 214 ♦ SENIOR
SALINAS, CALIF.
PALMA HS



Pac-12 Scholar-Athlete ... Pac-12 First-Team All-Academic ... CoSIDA Academic All-District ... Pac-12 Special Teams Player of the Week for his performance in the upset win over then-No. 18 Oklahoma State ... Served as Arizona's placekicker in all 12 games this season ... Connected on 51-of-52 extra point attempts ... Set the Arizona record for 72-straight PATs made in his career ... Made 14-of-20 field goal attempts, with a long of 46 yards against Oklahoma State ... Scored 95 points on the season, second among the Wildcats ... Converted a two-point conversion in the ASU game.



TRA'MAYNE BONDURANT 21

SAFETY
5-10 ♦ 207 ♦ SOPHOMORE
VALLEJO, CALIF.
FAIRFIELD HS



The starting "spur" in the 3-3-5 defense, he played in all 12 games this season ... Recorded 49 solo and 25 assisted tackles for a total of 74 to rank third on the team ... Has 11.5 tackles for a loss of 38 yards ... Has two interceptions for 62 return yards ... His stat line also includes seven passes broken up and two forced fumbles.



DAN BUCKNER 4

WIDE RECEIVER
6-4 ♦ 215 ♦ SENIOR
ALLEN, TEXAS
ALLEN HS/UNIV. TEXAS



All-Pac-12 Honorable Mention ... A member of the Biletnikoff Award Watch List ... Arizona's 12-game starter at the wide receiver position ... Ranks second on the team in receiving yards with 741 ... Has 59 receptions for five touchdowns and an average of 12.6 yards per catch ... Averages 61.8 yards per game.


CAYMAN BUNDGAE 61

OFFENSIVE LINEMAN
6-2 ♦ 265 ♦ FRESHMAN
OKLAHOMA CITY, OKLA.
DOUGLASS HS




A member of the offensive line that earned Offensive Player of the Week honors from the Arizona coaching staff for its performance in the Washington game ... Played in all 12 games at left guard, earning his first career start in the Colorado game ... Arizona's only true freshman starter on offense ... Plays with an offensive line that has allowed UA to lead the Pac-12 in total offense for four-straight weeks (weeks 6-9) and rank as high as fourth nationally in weeks 3, 7, and 9 ... Arizona's offensive triple-threat attack features a 3,000-yard passer (Matt Scott - 3,238 yards), a 1,500-yard rusher (Ka'Deem Carey - 1,757 yards) and a 1,000-yard receiver (Austin Hill - 1,189 yards).


WAYNE CAPERS JR. 12

SAFETY
6-1 ♦ 189 ♦ FRESHMAN
PITTSBURGH, PA.
CHARTIERS VALLEY HS



Played in 10 games as a true freshman, mostly on special teams but also saw some time with the secondary ... Missed the Utah and Washington games ... Recorded five tackles and broke up one pass on the season.


KA'DEEM CAREY 25

RUNNING BACK
5-10 ♦ 197 ♦ SOPHOMORE
TUCSON, ARIZ.
CANYON DEL ORO HS




Walter Camp First-Team All-American ... The Sporting News, CBSSports.com and Athlon Sports All-American... All-Pac-12 First-Team ... A member of the Maxwell Award Watch List ... College Football Performance Awards National Player of the Week and Pac-12 Player of the Week for his performance in the Colorado game ... A four-time Offensive Player of the Week, selected by the Arizona coaching staff ... The nation's leading rusher in yards per game (146.42) and ranks No. 2 in total yards (1,757) ... Broke Trung Canidate's single-season school-record rushing mark of 1,602 yards from 1999 in the first quarter of the Arizona State game on Nov. 23 ... Against Colorado on Nov. 10, he broke the Pac-12 and UA single-game rushing records with 366 yards on the ground ... Carey's 21 touchdowns (20 rushing and one receiving) rank tied for eighth nationally and No. 2 in the Pac-12 ... The first Wildcat to register back-to-back 200-plus yard rushing games (366 vs. Colorado, 204 at Utah) and is just the third to have multiple 200-yard games in his career ... Topped 100 yards rushing nine times this season alone, just a year after the Wildcats broke 100 yards as a team only five times in 12 contests in 2011 ... Seven of his 100-yard games have come against Pac-12 schools.


BRIAN CHACON 63

LONG SNAPPER
6-3 ♦ 267 ♦ JUNIOR
CYPRESS, CALIF.
CYPRESS HS



Named the Special Teams Player of the Week by the Arizona coaching staff for his performance in the South Carolina State game ... Arizona's snapper on extra point attempts and field goals ... Was a perfect 8-for-8 in PATs against SCSU on Sept. 15 ... Snapped for John Bonano to kick perfectly in 10 of this season's 12 games with at least four made kicks in seven of those 10 games.


DAKOTA CONWELL 24

LINEBACKER
6-2 ♦ 215 ♦ FRESHMAN
PITTSBURGH, PA.
UPPER ST. CLAIR HS



Played in 9 of 12 games this season ... Used as a reserve linebacker, backing up Jake Fischer at middle ... Recorded seven solo and five assisted tackles on the season for a total of 12 ... Has 3.0 tackles for a loss of 12 yards ... Picked up his first career sack in the South Carolina State game ... Broken up two passes.


MICHAEL COOPER 37

TIGHT END
6-5 ♦ 240 ♦ SOPHOMORE
THE WOODLANDS, TEXAS
THE WOODLANDS HS



Played in all 12 games this season, serving as a backup tight end and participating predominantly on special teams ... Recorded two solo tackles.


B.J. DENKER 7

QUARTERBACK
6-3 ♦ 177 ♦ JUNIOR
TORRANCE, CALIF.
NORTH TORRANCE HS/CERRITOS



Played in six games at quarterback and earned his first start against Colorado ... A reserve QB in the South Carolina State, Oregon, Washington, USC and UCLA games ... Threw for 259 yards, completing 25-of-37 attempts with three TDs ... Also rushed for 74 yards on six carries and one touchdown.

**C.J. DOZIER****9**

LINEBACKER

6-2 ♦ 206 ♦ FRESHMAN
SAN DIEGO, CALIF.
CHAPARRAL HS

Played in eight games, including the final six, at backup sam linebacker behind Marquis Flowers ... Earned his first start in the Utah game at will linebacker ... Has 12 tackles, eight solo and four unassisted, on the season ... Against Colorado, recorded a career game-high seven tackles and forced one fumble.

**KYLE DUGANDZIC****13**

PUNTER

6-0 ♦ 200 ♦ SENIOR
AGOURA, CALIF.
AGOURA HS/VENTURA

Pac-12 Special Team Player of the Week for his performance in the Oregon State game ... Named to the Ray Guy Award Watch List ... The Wildcats' punter for all 12 games this season ... Averaged 43.4 yards per punt with nine of 50 yards or more and 22 landing inside the 20-yard line ... Season totals include 48 kicks for 2,083 yards ... Recorded a career-long 70-yard punt against Oregon State.

**FABBIANS EBBELE****73**

OFFENSIVE LINEMAN

6-8 ♦ 310 ♦ SOPHOMORE
CHICAGO, ILL.
SIMEON HS

A member of the offensive line that earned Offensive Player of the Week honors from the Arizona coaching staff for its performance in the Washington game ... Started all 12 games at right tackle ... Plays with an offensive line that has allowed UA to lead the Pac-12 in total offense for four-straight weeks (weeks 6-9) and rank as high as fourth nationally in weeks 3, 7, and 9 ... Arizona's offensive triple-threat attack features a 3,000-yard passer (Matt Scott - 3,238 yards), a 1,500-yard rusher (Ka'Deem Carey - 1,757 yards) and a 1,000-yard receiver (Austin Hill - 1,189 yards).

**JAKE FISCHER****33**

LINEBACKER

6-0 ♦ 215 ♦ JUNIOR
ORO VALLEY, ARIZ.
IRONWOOD RIDGE HS

All-Pac-12 Honorable Mention ... CoSIDA Academic All-District ... Pac-12 First-Team All-Academic ... Named Pac-12 Defensive Player of the Week for his performance in the Toledo game ... Started all 12 games at the middle linebacker position ... Wildcat team leader in tackles with 106 (60 solo and 38 assisted) ... Averages 8.83 tackles per game ... Third on the team in TFL with 6.5 for 15 yards ... Has forced and recovered three fumbles ... Also broke up three passes.

**MARQUIS FLOWERS****2**

LINEBACKER

6-3 ♦ 221 ♦ JUNIOR
PHOENIX, ARIZ.
MILLENNIUM HS

Pac-12 Defensive Player of the Week for his performance in the USC game ... Moved from safety to linebacker before the Toledo game ... Started all 12 games at the sam linebacker position ... Second on the team in tackles with 90 total (54 solo and 36 assisted) ... Leads the squad in TFL with 12.0 for 56 yards ... Also has 5.0 sacks for 39 yards ... Forced two fumbles and recovered one, intercepted two passes for 14 return yards and broke up three passes.

**REGGIE GILBERT****84**

DEFENSIVE LINE

6-4 ♦ 252 ♦ SOPHOMORE
LAVEEN, ARIZ.
FAIRFAX HS

Pac-12 Honorable Mention All-Academic ... Started seven and played in 10 games at defensive tackle ... Missed the Oregon State and Stanford games because of injury ... On the season, recorded 15 tackles and recovered two fumbles ... Also has 5.5 tackles for a loss of 31 yards and 3.5 sacks for 29 yards.

**CHASE GORHAM****50**

LONG SNAPPER

6-3 ♦ 259 ♦ SOPHOMORE
SCOTTSDALE, ARIZ.
CHAPARRAL HS


Handled snapping duties for all 48 of Kyle Dugandzic's punts this season ... A 12-game starter at the position.

**JOURDON GRANDON****26**

DEFENSIVE BACK

6-0 ♦ 186 ♦ SOPHOMORE
AVONDALE, ARIZ.
WESTVIEW HS

Started nine of 12 games this season at free safety ... Played a reserve role in the Arizona State and Utah games and missed the Colorado game because of injury ... Has 55 tackles, 41 solo and 14 assisted, on the season ... Had one interception for 29 return yards in the win over Washington ... Stat line also includes six passes broken up, one forced fumble and one fumble recovery.




AUSTIN HILL

29

WIDE RECEIVER
6-3 ♦ 211 ♦ SOPHOMORE
CORONA, CALIF.
ROOSEVELT HS



Biletnikoff Award Semifinalist ... All-Pac-12 Second-Team ... An 11-game starter at the slot receiver position ... Didn't start the Toledo game but played a major role off the bench with seven catches for 139 yards and one touchdown ... Ranks No. 2 in the Pac-12 in total receiving yards (1,189) and third in yards per game (99.1) ... Totals 73 catches for 1,189 yards and nine scores on the season to lead the Wildcats.



HANK HOBSON

19

LINEBACKER
6-3 ♦ 224 ♦ SOPHOMORE
BAKERSFIELD, CALIF.
STOCKDALE HS



Played in six of 12 games this season ... Served as a backup at the linebacker positions ... Missed six games because of injuries ... Totals 14 tackles on the season, including 2.0 for a loss of eight yards and 1.0 sack for a loss of seven yards.



TEVIN HOOD

98

DEFENSIVE LINE
6-0 ♦ 302 ♦ JUNIOR
CHANDLER, ARIZ.
HAMILTON HS/DUKE/USD



One of six current or former walk-ons to play on defense for the Wildcats this season ... Started the Toledo game at nose tackle and moved into a reserve role for the final 11 games ... Totals 24 tackles on the season with 12 solo and 12 assisted ... Also has 2.0 tackles for a loss of three yards and a forced fumble.



JOHNNY JACKSON

30

WIDE RECEIVER
5-10 ♦ 179 ♦ RS-FR.
SAN DIEGO, CALIF.
ST. AUGUSTINE HS



Played in 10 games as a reserve wide receiver, missing the Oklahoma State and Washington contests ... Hauled in a career high 10 catches for 75 yards in the OT loss at Stanford ... Totals 25 receptions for 187 yards.




SIR THOMAS JACKSON

53

LINEBACKER
6-0 ♦ 215 ♦ RS-FR.
SEATTLE, WASH.
O'DEA HS



Started 11 of 12 games at the will linebacker position ... Did not start in the Colorado game but came off the bench in a reserve role ... One of six current or former walk-ons to play on defense for the Wildcats this season ... Has collected 56 total tackles, 30 solo and 26 assisted, to go with three passes broken up ... Recorded 5.0 tackles for a loss of 23 yards.



DANIEL JENKINS

3

RUNNING BACK
5-9 ♦ 196 ♦ JUNIOR
MORENO VALLEY, CALIF.
RANCHO VERDE HS



Played in all 12 games at the running back position and earned seven starts at the kick return position on special teams ... Had a career high 21 carries for 78 yards against ASU ... Scored touchdowns in the wins against South Carolina State and Utah ... On the season, has rushed for 287 yards on 66 carries ... Also has four receptions for 30 yards and 301 yards on 15 kick returns.



JONATHAN MCKNIGHT

6

DEFENSIVE BACK
5-11 ♦ 167 ♦ SOPHOMORE
RIVER RIDGE, LA.
JOHN CURTIS HS



A nine-game starter at the cornerback position in Arizona's 3-3-5 defense ... Did not start the Colorado, Utah or Arizona State games but came off the bench in a reserve role ... Leads the team in interceptions with three for 71 return yards ... Scored his first career touchdown on a 48-yard interception return in the win against Oklahoma State ... Totals 49 tackles, 32 solo and 17 assisted, on the season to go with four passes broken up and one fumble recovery.



CHRIS MERRILL

71

DEFENSIVE LINE
6-3 ♦ 273 ♦ SENIOR
SCOTTSDALE, ARIZ.
SAGUARO HS



A 12-game reserve on the defensive line with the ability to play multiple positions in Arizona's 3-3-5 defense ... Also a special teams contributor on the punt team and the kickoff return team ... Has three solo tackles on the season.

**VINCE MILES****36**

DEFENSIVE BACK
6-1 ♦ 188 ♦ FRESHMAN
EAST PALO ALTO, CALIF.
ST. FRANCIS HS



A three-game starter and 12-game contributor at the free safety position ... Earned his first career start in the Colorado game and also got the nod against Utah and Arizona State ... One of six current or former walk-ons to play on defense for the Wildcats this season ... Totals 23 tackles, 13 solo and 10 assisted, on the season to go with one fumble recovery.

**RICHARD MORRISON****8**

WIDE RECEIVER/QB
5-11 ♦ 183 ♦ JUNIOR
ROYSE CITY, TEXAS
ROYSE CITY HS



Named the Pac-12 Special Teams Player of the Week for his 63-yard punt return for a touchdown in the win against Washington ... Started the Toledo game at the slot receiver position but finished off the season serving as a reserve in the offensive rotation ... Also a nine-game starter at the punt return position on special teams ... As a receiver, has hauled in 23 receptions for 171 yards and two touchdowns.

**PATRICK ONWUASOR****4**

DEFENSIVE BACK
6-1 ♦ 211 ♦ RS-FR.
INGLEWOOD, CALIF.
INGLEWOOD HS



Earned his first career starts at Stanford and vs. Washington while playing in 11 of 12 games this season ... Also a contributor on special teams units ... Did not play in the Toledo game ... Recorded 36 total tackles, 25 solo and 11 assisted, to go with one pass broken up.

**DAN PETTINATO****90**

DEFENSIVE LINE
6-4 ♦ 265 ♦ SOPHOMORE
GRASS VALLEY, CALIF.
NEVADA UNION HS



A four-game starter on the defensive line while playing in 10 of 12 games this season ... Did not play in the Toledo and Oklahoma State games ... Collected 29 tackles, 19 solo and 10 assisted, to go with two passes broken up and one fumble recovery.

**CHRIS PUTTON****62**

OFFENSIVE LINE
6-4 ♦ 280 ♦ JUNIOR
GLENDALE, ARIZ.
CACTUS HS



Played in 10 of 12 games this season on the offensive line, missing the Colorado and Utah games ... Earned the starting nod at left guard in seven games ... A member of the offensive line that earned Offensive Player of the Week honors from the Arizona coaching staff for its performance in the Washington game ... Plays with an offensive line that has allowed UA to lead the Pac-12 in total offense for four-straight weeks (weeks 6-9) and rank as high as fourth nationally in weeks 3, 7, and 9 ... Arizona's offensive triple-threat attack features a 3,000-yard passer (Matt Scott - 3,238 yards), a 1,500-yard rusher (Ka'Deem Carey - 1,757 yards) and a 1,000-yard receiver (Austin Hill - 1,189 yards).

**KYLE QUINN****76**

CENTER
6-3 ♦ 290 ♦ SENIOR
BRENTWOOD, CALIF.
LIBERTY HS




All-Pac-12 Honorable Mention ... Senior CLASS Award Semifinalist ... A member of the offensive line that earned Offensive Player of the Week honors from the Arizona coaching staff for its performance in the Washington game ... Plays with an offensive line that has allowed UA to lead the Pac-12 in total offense for four-straight weeks (weeks 6-9) and rank as high as fourth nationally in weeks 3, 7, and 9 ... Arizona's offensive triple-threat attack features a 3,000-yard passer (Matt Scott - 3,238 yards), a 1,500-yard rusher (Ka'Deem Carey - 1,757 yards) and a 1,000-yard receiver (Austin Hill - 1,189 yards).

**DERRICK RAINEY****17**

DEFENSIVE BACK
6-1 ♦ 184 ♦ JUNIOR
HOUSTON, TEXAS
NORTHBROOK HS



Played in all 12 games this season and earned his first career start at cornerback vs. Washington ... Also started the USC, Colorado and Utah games ... Also a contributor on the special teams ... Logged a career-high seven tackles in the Oklahoma State game ... Recorded 39 total tackles, 31 solo and eight assisted, and one forced fumble on the season.

**DAVID RICHARDS****80**

WIDE RECEIVER
6-4 ♦ 203 ♦ RS-FR.
PALMDALE, CALIF.
PALMDALE HS




An eight-game starter at the wide receiver position ... Played in 11 of 12 games this season, missing the Stanford game ... Hauled in 24 receptions for 245 yards and three touchdowns ... Averages 10.2 yards per catch and logged a long catch of 28 yards vs. Oregon State.

**SHAQUILLE RICHARDSON****5**

DEFENSIVE BACK
6-1 ♦ 186 ♦ JUNIOR
CARSON, CALIF.
LOS ALAMITOS, CALIF.



A 10-game starter at the cornerback positions ... Played in all 12 games while used as a reserve in the Washington and USC games ... Leads the team in passes broken up with 14, ranking No. 12 nationally ... Also has 54 total tackles, 35 solo and 19 assisted, to go with one forced fumble and one fumble recovery.

**DREW ROBINSON****87**

TIGHT END
6-5 ♦ 256 ♦ SENIOR
COALVILLE, UTAH
NORTH SUMMIT HS / SNOW COLL.



Played in 10 of 12 games this season at the tight end position ... Missed the Toledo and Oklahoma State games ... Also a special teams blocking contributor.

**MATT SCOTT****10**

QUARTERBACK
6-3 ♦ 196 ♦ SENIOR
CORONA, CALIF.
CENTENNIAL HS




All-Pac-12 Second Team ... A two-time Manning Award Star of the Week and the Walter Camp Player of the Week on Oct. 28 ... Has completed 273-of-452 passes attempted for 3,238 yards with just 12 interceptions and 24 touchdowns ... Ranks No. 3 in the Pac-12 in total passing yards ... In the OT loss at Stanford, Scott set Arizona and Pac-12 single-game records with his 45 completions and 69 attempts ... Threw just one interception en route to 491 yards and three touchdowns against the Cardinal ... One of the nation's top running QBs, Scott has 485 rushing yards on 107 carries and five TDs on the ground ... Averages 4.5 yards per carry and 44.1 yards per game.

**TYLER SLAVIN****11**

WIDE RECEIVER
6-2 ♦ 205 ♦ SOPHOMORE
CORONA, CALIF.
ROOSEVELT HS



Played in all 12 games as a reserve receiver ... Hauled in 18 receptions for 187 yards on the season, including a career-high five catches for 73 yards against Oregon State ... Averages 10.4 yards per catch and 15.6 yards per game.

**KIRIFI TAULA****75**

DEFENSIVE LINE
6-4 ♦ 282 ♦ SOPHOMORE
GARDEN GROVE, CALIF.
SERVITE HS



Earned his only start of the year with the defensive line in the Stanford game ... Played in 10 games this season, missing the USC and UCLA games ... Has eight tackles on the season, six solo and two assisted, with 2.0 tackles for a loss of three yards and half a sack for a loss of one yard.

**JARED TEVIS****38**

DEFENSIVE BACK
5-10 ♦ 197 ♦ SOPHOMORE
TUCSON, ARIZ.
CANYON DEL ORO HS



All-Pac-12 Honorable Mention ... A 10-game starter at the "bandit" position in Arizona's 3-3-5 defense, missing the Stanford and Washington games ... One of six current or former walk-ons to play on defense for the Wildcats this season ... No. 4 on the team in total tackles with 72, 45 solo and 27 assisted ... Has two interceptions for 62 return yards, seven passes broken up and two forced fumbles.

**SIONE TUIHALAMAKA****91**

DEFENSIVE LINE
6-2 ♦ 271 ♦ JUNIOR
HAWTHORNE, CALIF.
SERRA HS




Played in 12 games and started 10, coming off the bench for the Toledo and Arizona State games ... Has 29 tackles on the season, 15 solo and 14 assisted ... His total includes two tackles for a loss of eight yards.


TAIMI TUTOGI
31

FULLBACK/DEFENSIVE LINE
6-1 ♦ 260 ♦ SENIOR
CHULA VISTA, CALIF
CHULA VISTA HS



A seven-game starter at the fullback position ... Played in 10 of 12 games, missing UCLA and Colorado ... Also played on the defensive line on third-down situations and a contributor on special teams ... Had one receiving touchdown in the South Carolina State game ... On the season, has 10 catches for 64 yards.


SEAN WILLET
84

WIDE RECEIVER
6-0 ♦ 192 ♦ JUNIOR
MISSION VIEJO, CALIF.
SANTA MARGARITA HS



Played in six of 12 games as a reserve receiver ... Also took over punt return duties for the final three games ... Had a career high two catches for 48 yards and a touchdown in the South Carolina State game.


JOWYN WARD
55

OFFENSIVE LINE
6-2 ♦ 282 ♦ SENIOR
KATY, TEXAS
MAYDE CREEK HS



Moved from defensive line to offensive line early in the season ... Played in 10 of 12 games, missing Toledo and Oklahoma State.


SHANE ZINK
75

OFFENSIVE LINE
6-6 ♦ 314 ♦ SENIOR
REDDING, CALIF.
ENTERPRISE HS/SHASTA COLL.




A member of the offensive line that earned Offensive Player of the Week honors from the Arizona coaching staff for its performance in the Washington game ... Plays with an offensive line that has allowed UA to lead the Pac-12 in total offense for four-straight weeks (weeks 6-9) and rank as high as fourth nationally in weeks 3, 7, and 9 ... Arizona's offensive triple-threat attack features a 3,000-yard passer (Matt Scott - 3,238 yards), a 1,500-yard rusher (Ka'Deem Carey - 1,757 yards) and a 1,000-yard receiver (Austin Hill - 1,189 yards).


JUSTIN WASHINGTON
43

DEFENSIVE LINE
6-2 ♦ 268 ♦ JUNIOR
CYPRESS, TEXAS
CYPRESS WOODS HS



Logged his first playing minutes of the season in the Stanford game ... Earned starts at defensive end against Washington and USC ... Played in seven of 12 games ... Logged 15 tackles, seven solo and eight assisted, 2.0 for a loss of eight yards, a sack for a loss of five yards and one pass broken up.


GARIC WHARTON
16

WIDE RECEIVER
5-11 ♦ 164 ♦ SOPHOMORE
LAS VEGAS, NEV.
VALLEY HS



Earned four starts at the wide receiver position and played in 10 of 12 games this season, missing the Toledo and Oklahoma State contests ... Caught his first career touchdown in the win over Washington, finish the game with three catches for 59 yards ... Had career highs of six catches and 89 yards for one score in the Arizona State game ... Totals 13 receptions for 194 yards.

2012 Arizona Football Arizona Combined Team Statistics (Nov. 23, 2012) All games

Date	Opponent	W	L	T	Score	Att.
09-01-2012	TOLEDO	W			24-17	48670
09-08-2012	#18 OKLAHOMA STATE	W			59-38	45602
09-15-2012	SOUTH CAROLINA STATE	W			56-0	43919
* 09-22-2012	at #3 Oregon	L			0-49	58334
* 09-29-2012	#18 OREGON STATE	L			35-38	44153
* 10-6-2012	at #18 Stanford	L			48-54	48204
* 10-20-2012	WASHINGTON	W			52-17	50148
* 10-27-2012	#10 SOUTHERN CALIFORNIA	W			39-36	47822
* 11-03-2012	at #25 UCLA	L			10-66	81673
* 11-10-2012	COLORADO	W			56-31	51236
* 11-17-2012	at Utah	W			34-24	45031
* 11-23-2012	ARIZONA STATE	L			34-41	51901

Rushing	gp	att	gain	loss	net	avg	td	lg	avg/g
Carey, K.	12	275	1802	45	1757	6.4	20	73	146.4
Scott, M.	11	107	610	125	485	4.5	5	24	44.1
Jenkins, D.	12	66	295	8	287	4.3	2	16	23.9
Baker, J.	10	20	85	0	85	4.2	1	16	8.5
Denker, B.	6	21	92	18	74	3.5	1	17	12.3
Taylor, E.	1	8	42	0	42	5.2	0	9	42.0
Wharton, G.	10	1	19	0	19	19.0	0	19	1.9
Butler, K.	11	2	16	2	14	7.0	0	16	1.3
Morrison, R.	9	5	15	2	13	2.6	0	8	1.4
Tutogi, T.	10	1	0	1	-1	-1.0	0	0	-0.1
Team	6	1	0	3	-3	-3.0	0	0	-0.5
Dugandzic, K.	12	1	0	7	-7	-7.0	0	0	-0.6
Total	12	508	2976	211	2765	5.4	29	73	230.4
Opponents	12	512	2517	240	2277	4.4	30	55	189.8

Passing	gp	eff	comp-att-int	pct	yds	td	lg	avg/g
Scott, M.	11	132.79	273-452-12	60.4	3238	24	60	294.4
Denker, B.	6	147.72	25-37-1	67.6	259	3	31	43.2
Team	6	0.00	0-2-0	0.0	0	0	0	0.0
Total	12	133.37	298-491-13	60.7	3497	27	60	291.4
Opponents	12	136.30	287-468-10	61.3	3551	22	71	295.9

Receiving	gp	no	yds	avg	td	lg	avg/g
Hill, A.	12	73	1189	16.3	9	60	99.1
Buckner, D.	12	59	741	12.6	5	43	61.8
Carey, K.	12	33	288	8.7	1	47	24.0
Jackson, J.	10	25	187	7.5	1	26	18.7
Richards, D.	11	24	245	10.2	3	27	22.3
Morrison, R.	9	23	171	7.4	2	21	19.0
Slavin, T.	12	18	187	10.4	0	32	15.6
Wharton, G.	10	13	194	14.9	2	40	19.4
Miller, T.	4	13	143	11.0	2	27	35.8
Tutogi, T.	10	10	64	6.4	1	16	6.4
Jenkins, D.	12	4	30	7.5	0	17	2.5
Willet, S.	6	2	48	24.0	1	31	8.0
Bachman, A.	9	1	10	10.0	0	10	1.1
Total	12	298	3497	11.7	27	60	291.4
Opponents	12	287	3551	12.4	22	71	295.9

Field Goals	fg	pct	01-19	20-29	30-39	40-49	50-59	lg	blk
Bonano, J.	14-20	70.0	0-0	8-11	3-5	3-4	0-0	46	1

Scoring	td	fg	kick	rush	rcv	pass	dxp	saf	pts
Carey, K.	21	-	-	0-1	-	-	-	-	126
Bonano, J.	-	14-20	51-52	1-1	-	-	-	-	95
Hill, A.	9	-	-	-	1	-	-	-	56
Buckner, D.	5	-	-	-	-	-	-	-	30
Scott, M.	5	-	-	-	-	2-4	-	-	30
Richards, D.	3	-	-	-	-	-	-	-	18
Morrison, R.	3	-	-	-	-	-	-	-	18
Miller, T.	2	-	-	-	-	-	-	-	12
Wharton, G.	2	-	-	-	-	-	-	-	12
Jenkins, D.	2	-	-	-	-	-	-	-	12
Tutogi, T.	1	-	-	-	1	-	-	-	8
Willet, S.	1	-	-	-	-	-	-	-	6
Jackson, J.	1	-	-	-	-	-	-	-	6
Baker, J.	1	-	-	-	-	-	-	-	6
Denker, B.	1	-	-	-	-	-	-	-	6
McKnight, J.	1	-	-	-	-	-	-	-	6
Total	58	14-20	51-52	1-2	2	2-4	-	-	447
Opponents	54	11-13	50-50	-	2	2-3	-	-	411

Record:	Overall	Home	Away	Neutral
All games	7-5	6-2	1-3	0-0
Conference	4-5	3-2	1-3	0-0
Non-Conference	3-0	3-0	0-0	0-0

Team Statistics	ARIZ	OPP
FIRST DOWNS	350	300
Rushing	158	118
Passing	151	159
Penalty	41	23
RUSHING YARDAGE	2765	2277
Rushing Attempts	508	512
Average Per Rush	5.4	4.4
Average Per Game	230.4	189.8
TDs Rushing	29	30
PASSING YARDAGE	3497	3551
Comp-Att-Int	298-491-13	287-468-10
Average Per Pass	7.1	7.6
Average Per Catch	11.7	12.4
Average Per Game	291.4	295.9
TDs Passing	27	22
TOTAL OFFENSE	6262	5828
Average Per Play	6.3	5.9
Average Per Game	521.8	485.7
KICK RETURNS: #Yards	25-454	40-751
PUNT RETURNS: #Yards	15-146	19-148
INT RETURNS: #Yards	10-208	13-243
FUMBLES-LOST	22-12	26-13
PENALTIES-Yards	79-693	115-1111
PUNTS-AVG	51-42.1	58-43.1
TIME OF POSSESSION/Game	27:35	32:25
3RD-DOWN Conversions	76/171	82/190
4TH-DOWN Conversions	9/20	10/23

Interceptions	no	yds	avg	td	lg
McKnight, J.	3	71	23.7	1	48
Flowers, M.	2	14	7.0	0	14
Bondurant, T.	2	62	31.0	0	43
Tevis, J.	2	32	16.0	0	32
Grandon, J.	1	29	29.0	0	29

Punting	no	yds	avg	lg	tb	fc	i20	50+	blk
Dugandzic, K.	48	2083	43.4	70	1	11	22	9	1
Scott, M.	2	64	32.0	54	1	0	0	1	0
Team	1	0	0.0	0	0	0	0	0	0

Punt Returns	no	yds	avg	td	lg
Morrison, R.	13	132	10.2	1	63
Willet, S.	2	14	7.0	0	12
Total	15	146	9.7	1	63
Opponents	19	148	7.8	0	38

Kick Returns	no	yds	avg	td	lg
Jenkins, D.	15	301	20.1	0	56
Baker, J.	4	72	18.0	0	21
Jackson, J.	3	41	13.7	0	25
Butler, K.	2	24	12.0	0	15
Carey, K.	1	16	16.0	0	16
Total	25	454	18.2	0	56
Opponents	40	751	18.8	0	72

All Purpose	g	rush	rcv	pr	kr	ir	total	avg/g
Carey, K.	12	1757	288	0	16	0	2061	171.8
Hill, A.	12	0	1189	0	0	0	1189	99.1
Buckner, D.	12	0	741	0	0	0	741	61.8
Jenkins, D.	12	287	30	0	301	0	618	51.5
Scott, M.	11	485	0	0	0	0	485	44.1
Total	12	2765	3497	146	454	208	7070	589.2

2012 Arizona Football
Arizona Overall Team Statistics (Nov. 23, 2012)
All games

Team Statistics	ARIZ	OPP
SCORING	447	411
Points Per Game	37.2	34.2
FIRST DOWNS	350	300
Rushing	158	118
Passing	151	159
Penalty	41	23
RUSHING YARDAGE	2765	2277
Yards gained rushing	2976	2517
Yards lost rushing	211	240
Rushing Attempts	508	512
Average Per Rush	5.4	4.4
Average Per Game	230.4	189.8
TDs Rushing	29	30
PASSING YARDAGE	3497	3551
Comp-Att-Int	298-491-13	287-468-10
Average Per Pass	7.1	7.6
Average Per Catch	11.7	12.4
Average Per Game	291.4	295.9
TDs Passing	27	22
TOTAL OFFENSE	6262	5828
Total Plays	999	980
Average Per Play	6.3	5.9
Average Per Game	521.8	485.7
KICK RETURNS: #-Yards	25-454	40-751
PUNT RETURNS: #-Yards	15-146	19-148
INT RETURNS: #-Yards	10-208	13-243
KICK RETURN AVERAGE	18.2	18.8
PUNT RETURN AVERAGE	9.7	7.8
INT RETURN AVERAGE	20.8	18.7
FUMBLES-LOST	22-12	26-13
PENALTIES-Yards	79-693	115-1111
Average Per Game	57.8	92.6
PUNTS-Yards	51-2147	58-2498
Average Per Punt	42.1	43.1
Net punt average	38.4	39.2
KICKOFFS-Yards	81-4780	75-4718
Average Per Kick	59.0	62.9
Net kick average	45.8	41.2
TIME OF POSSESSION/Game	27:35	32:25
3RD-DOWN Conversions	76/171	82/190
3rd-Down Pct	44%	43%
4TH-DOWN Conversions	9/20	10/23
4th-Down Pct	45%	43%
SACKS BY-Yards	16-110	18-96
MISC YARDS	0	7
TOUCHDOWNS SCORED	58	54
FIELD GOALS-ATTEMPTS	14-20	11-13
ON-SIDE KICKS	1-1	0-1
RED-ZONE SCORES	(56-72) 78%	(46-56) 82%
RED-ZONE TOUCHDOWNS	(44-72) 61%	(38-56) 68%
PAT-ATTEMPTS	(51-52) 98%	(50-50) 100%
ATTENDANCE	383451	233242
Games/Avg Per Game	8/47931	4/58310
Neutral Site Games		0/0

Score by Quarters	1st	2nd	3rd	4th	OT	Total
Arizona	56	126	149	109	7	447
Opponents	69	128	89	119	6	411

2012 Arizona Football
Arizona Overall Individual Statistics (Nov. 23, 2012)
All games

Rushing	gp	att	gain	loss	net	avg	td	lg	avg/g
Carey, K.	12	275	1802	45	1757	6.4	20	73	146.4
Scott, M.	11	107	610	125	485	4.5	5	24	44.1
Jenkins, D.	12	66	295	8	287	4.3	2	16	23.9
Baker, J.	10	20	85	0	85	4.2	1	16	8.5
Denker, B.	6	21	92	18	74	3.5	1	17	12.3
Taylor, E.	1	8	42	0	42	5.2	0	9	42.0
Wharton, G.	10	1	19	0	19	19.0	0	19	1.9
Butler, K.	11	2	16	2	14	7.0	0	16	1.3
Morrison, R.	9	5	15	2	13	2.6	0	8	1.4
Tutogi, T.	10	1	0	1	-1	-1.0	0	0	-0.1
Team	6	1	0	3	-3	-3.0	0	0	-0.5
Dugandzic, K.	12	1	0	7	-7	-7.0	0	0	-0.6
Total	12	508	2976	211	2765	5.4	29	73	230.4
Opponents	12	512	2517	240	2277	4.4	30	55	189.8

Passing	gp	effic	comp-att-int	pct	yds	td	lg	avg/g
Scott, M.	11	132.79	273-452-12	60.4	3238	24	60	294.4
Denker, B.	6	147.72	25-37-1	67.6	259	3	31	43.2
Team	6	0.00	0-2-0	0.0	0	0	0	0.0
Total	12	133.37	298-491-13	60.7	3497	27	60	291.4
Opponents	12	136.30	287-468-10	61.3	3551	22	71	295.9

Receiving	gp	no.	yds	avg	td	lg	avg/g
Hill, A.	12	73	1189	16.3	9	60	99.1
Buckner, D.	12	59	741	12.6	5	43	61.8
Carey, K.	12	33	288	8.7	1	47	24.0
Jackson, J.	10	25	187	7.5	1	26	18.7
Richards, D.	11	24	245	10.2	3	27	22.3
Morrison, R.	9	23	171	7.4	2	21	19.0
Slavin, T.	12	18	187	10.4	0	32	15.6
Wharton, G.	10	13	194	14.9	2	40	19.4
Miller, T.	4	13	143	11.0	2	27	35.8
Tutogi, T.	10	10	64	6.4	1	16	6.4
Jenkins, D.	12	4	30	7.5	0	17	2.5
Willet, S.	6	2	48	24.0	1	31	8.0
Bachman, A.	9	1	10	10.0	0	10	1.1
Total	12	298	3497	11.7	27	60	291.4
Opponents	12	287	3551	12.4	22	71	295.9

Punt Returns	no.	yds	avg	td	lg
Morrison, R.	13	132	10.2	1	63
Willet, S.	2	14	7.0	0	12
Total	15	146	9.7	1	63
Opponents	19	148	7.8	0	38

Interceptions	no.	yds	avg	td	lg
McKnight, J.	3	71	23.7	1	48
Tevis, J.	2	32	16.0	0	32
Flowers, M.	2	14	7.0	0	14
Bondurant, T.	2	62	31.0	0	43
Grandon, J.	1	29	29.0	0	29
Total	10	208	20.8	1	48
Opponents	13	243	18.7	2	66

Kick Returns	no.	yds	avg	td	lg
Jenkins, D.	15	301	20.1	0	56
Baker, J.	4	72	18.0	0	21
Jackson, J.	3	41	13.7	0	25
Butler, K.	2	24	12.0	0	15
Carey, K.	1	16	16.0	0	16
Total	25	454	18.2	0	56
Opponents	40	751	18.8	0	72

Fumble Returns	no.	yds	avg	td	lg
Total	0	0	0.0	0	0
Opponents	1	38	38.0	0	38

All Purpose	g	rush	rcv	pr	kr	ir	total	avg/g
Carey, K.	12	1757	288	0	16	0	2061	171.8
Hill, A.	12	0	1189	0	0	0	1189	99.1
Buckner, D.	12	0	741	0	0	0	741	61.8
Jenkins, D.	12	287	30	0	301	0	618	51.5
Scott, M.	11	485	0	0	0	0	485	44.1
Morrison, R.	9	13	171	132	0	0	316	35.1
Richards, D.	11	0	245	0	0	0	245	22.3
Jackson, J.	10	0	187	0	41	0	228	22.8
Wharton, G.	10	19	194	0	0	0	213	21.3
Slavin, T.	12	0	187	0	0	0	187	15.6
Baker, J.	10	85	0	0	72	0	157	15.7
Miller, T.	4	0	143	0	0	0	143	35.8
Denker, B.	6	74	0	0	0	0	74	12.3
McKnight, J.	12	0	0	0	0	71	71	5.9
Tutogi, T.	10	-1	64	0	0	0	63	6.3
Bondurant, T.	12	0	0	0	0	62	62	5.2
Willet, S.	6	0	48	14	0	0	62	10.3
Taylor, E.	1	42	0	0	0	0	42	42.0
Butler, K.	11	14	0	0	24	0	38	3.5
Tevis, J.	10	0	0	0	0	32	32	3.2
Grandon, J.	11	0	0	0	0	29	29	2.6
Flowers, M.	12	0	0	0	0	14	14	1.2
Bachman, A.	9	0	10	0	0	0	10	1.1
Team	6	-3	0	0	0	0	-3	-0.5
Dugandzic, K.	12	-7	0	0	0	0	-7	-0.6
Total	12	2765	3497	146	454	208	7070	589.2
Opponents	12	2277	3551	148	751	243	6970	580.8

2012 Arizona Football
Arizona Overall Individual Statistics (Nov. 23, 2012)
All games

Scoring	td	fg	PAT				dxd	saf	pts	Total Offense					
			kick	rush	rcv	pass				g	plays	rush	pass	total	avg/g
Carey, K.	21	-	-	0-1	-	-	-	-	126	Scott, M.	11	559	485	3238	3723 338.5
Bonano, J.	-	14-20	51-52	1-1	-	-	-	-	95	Carey, K.	12	275	1757	0	1757 146.4
Hill, A.	9	-	-	-	1	-	-	-	56	Denker, B.	6	58	74	259	333 55.5
Scott, M.	5	-	-	-	-	2-4	-	-	30	Jenkins, D.	12	66	287	0	287 23.9
Buckner, D.	5	-	-	-	-	-	-	-	30	Baker, J.	10	20	85	0	85 8.5
Richards, D.	3	-	-	-	-	-	-	-	18	Taylor, E.	1	8	42	0	42 42.0
Morrison, R.	3	-	-	-	-	-	-	-	18	Wharton, G.	10	1	19	0	19 1.9
Wharton, G.	2	-	-	-	-	-	-	-	12	Butler, K.	11	2	14	0	14 1.3
Miller, T.	2	-	-	-	-	-	-	-	12	Morrison, R.	9	5	13	0	13 1.4
Jenkins, D.	2	-	-	-	-	-	-	-	12	Tutogi, T.	10	1	-1	0	-1 -0.1
Tutogi, T.	1	-	-	-	1	-	-	-	8	Team	6	3	-3	0	-3 -0.5
Denker, B.	1	-	-	-	-	-	-	-	6	Dugandzic, K.	12	1	-7	0	-7 -0.6
Willet, S.	1	-	-	-	-	-	-	-	6	Total	12	999	2765	3497	6262 521.8
Jackson, J.	1	-	-	-	-	-	-	-	6	Opponents	12	980	2277	3551	5828 485.7
Baker, J.	1	-	-	-	-	-	-	-	6						
McKnight, J.	1	-	-	-	-	-	-	-	6						
Total	58	14-20	51-52	1-2	2	2-4	-	-	447						
Opponents	54	11-13	50-50	-	2	2-3	-	-	411						

Field Goals	fg	pct.	01-19	20-29	30-39	40-49	50-99	lg	blk	Punting	no.	yds	avg	lg	tb	fc	i20	50+	blk
Bonano, J.	14-20	70.0	0-0	8-11	3-5	3-4	0-0	46	1	Dugandzic, K.	48	2083	43.4	70	1	11	22	9	1
										Scott, M.	2	64	32.0	54	1	0	0	1	0
										Team	1	0	0.0	0	0	0	0	0	0
										Total	51	2147	42.1	70	2	11	22	10	1
										Opponents	58	2498	43.1	64	4	23	20	17	0
										Kickoffs	no.	yds	avg	tb	ob	retn	net	ydln	
										Bonano, J.	81	4780	59.0	37	3				
										Total	81	4780	59.0	37	3	18.8	38.3	26	
										Opponents	75	4718	62.9	47	1	18.2	41.2	23	

Numbers in (parentheses) indicate field goal was made.

2012 Arizona Football
Arizona Overall Defensive Statistics (Nov. 23, 2012)
All games

##	Defensive Leaders	gp	Tackles				Sacks	Pass defense			Fumbles		blkd	
			ua	a	tot	tfl/yds		int-yds	brup	qbh	rcv-yds	ff	kick	saf
33	Fischer, J.	12	68	38	106	6.5-16	.	.	3	1	3-0	3	.	.
2	Flowers, M.	12	54	36	90	12.0-56	5.5-39	2-14	3	.	1-0	3	.	.
21	Bondurant, T.	12	49	25	74	11.5-38	.	2-62	7	.	.	2	.	.
38	Tevis, J.	10	45	27	72	1.0-2	.	2-32	6	.	.	3	.	.
53	Jackson, S.	12	30	26	56	5.0-23	1.5-9	.	3
26	Grandon, J.	11	41	14	55	0.5-1	.	1-29	6	.	1-0	1	.	.
5	Richardson, S.	12	35	19	54	1.0-2	.	.	14	.	1-0	1	.	.
6	McKnight, J.	12	32	17	49	0.5-1	0.5-1	3-71	4	.	1-0	.	.	.
17	Rainey, D.	12	31	8	39	1	.	.
0D	Onwuasor, P.	11	25	11	36	0.5-1	.	.	1
91	Tuihalamaka, S.	12	14	15	29	2.0-8	0.5-4
90	Pettinato, D.	10	19	10	29	1.0-5	.	.	2	.	1-0	.	.	.
98	Hood, T.	12	12	12	24	2.0-3	1	.	.
36	Miles, V.	12	13	10	23	0.5-1	1-0	.	.	.
96	Mobley, W.	12	12	6	18	1.0-4	.	.	1
84	Gilbert, R.	10	8	7	15	5.5-31	3.5-29	.	.	.	2-0	.	.	.
43	Washington, J.	7	7	8	15	2.0-8	1.0-5	.	1
92	Austin, D.	5	7	7	14	1.0-1	.	.	2
19	Hobson, H.	7	10	4	14	2.0-8	1.0-7	.	.	1
24	Conwell, D.	10	7	5	12	3.0-12	1.0-10	.	2
9	Dozier, CJ	8	8	4	12	1	.	.
75	Taula, K.	10	6	2	8	2.0-3	0.5-1
20	Ermisch, Tr.	12	5	2	7
1A	Parks, W.	12	6	1	7
46	Brady, B.	12	3	4	7
12	Capers, W.	10	4	1	5	.	.	.	1
31	Tutogi, T.	10	2	3	5	1.5-7	1.0-5	.	.	.	1-0	.	.	.
40	Murphy, B.	12	2	3	5	.	.	.	1
27	Allah, J.	10	5	.	5
15	Bonano, J.	12	2	2	4
7	Watley, M.	10	2	2	4	.	.	.	1
71	Merrill, C.	12	3	.	3
14	Bush-Loo, K.	11	.	3	3
11	Slavin, T.	12	2	.	2	1	.	.
83	Cooper, M.	12	2	.	2
10	Scott, M.	11	2	.	2
3	Jenkins, D.	12	1	.	1
30	Jackson, J.	10	1	.	1
0B	Butler, K.	11	1	.	1
50	Gorham, C.	11	1	.	1
87	Robinson, D.	10	1	.	1
93	De Rego, L.	9	1	.	1
16	Wharton, G.	10	1	.	1	1-0	.	.	.
18	Miller, T.	4	1	.	1
61	Bundage, C.	11	1	.	1
Total		12	582	332	914	62-231	16-110	10-208	58	2	13-0	17	.	.
Opponents		12	560	314	874	66-186	18-96	13-243	53	5	12-38	11	2	.

2012 Arizona Football Arizona Team Game-by-Game Comparison (Nov. 23, 2012) All games

Opponent	Score	Total	First Downs			Pen	Rushing		Passing			Total Offense		Return	Turn- Overs
			Rush	Pass		Number-Yards	Comp-Att-Int	Yards		Plays-Avg	Yards				
TOLEDO	24 - 17	33 / 24	13 / 13	16 / 9	4 / 2	41-237 / 47-161	30-47-1 / 21-47-0	387 / 197	88-624 / 94-358	39 / 63	3 / 1				
OKLAHOMA STATE	59 - 38	32 / 30	11 / 12	15 / 17	6 / 1	49-181 / 32-200	28-41-0 / 37-60-3	320 / 436	90-501 / 92-636	98 / 151	0 / 4				
SOUTH CAROLINA STATE	56 - 0	43 / 8	22 / 3	17 / 3	4 / 2	56-323 / 29-65	36-46-0 / 12-25-1	366 / 89	102-689 / 54-154	4 / 38	1 / 1				
Oregon	0 - 49	19 / 25	8 / 11	8 / 14	3 / 0	32-89 / 53-228	27-52-4 / 21-36-1	243 / 267	84-332 / 89-495	139 / 140	5 / 3				
OREGON STATE	35 - 38	28 / 30	9 / 9	16 / 18	3 / 3	23-142 / 43-180	31-53-2 / 29-45-0	403 / 433	76-545 / 88-613	55 / 39	2 / 1				
Stanford	48 - 54	38 / 27	12 / 11	25 / 15	1 / 1	34-126 / 43-257	45-69-1 / 21-34-0	491 / 360	103-617 / 77-617	19 / 146	1 / 1				
WASHINGTON	52 - 17	25 / 23	12 / 7	11 / 14	2 / 2	49-277 / 29-124	14-22-1 / 29-52-2	256 / 256	71-533 / 81-380	152 / 107	2 / 3				
SOUTHERN CALIFORNIA	39 - 36	30 / 28	13 / 6	13 / 20	4 / 2	43-219 / 26-125	27-51-1 / 31-49-2	369 / 493	94-588 / 75-618	74 / 138	1 / 5				
UCLA	10 - 66	18 / 36	7 / 14	5 / 16	6 / 6	40-121 / 63-308	17-30-0 / 25-30-0	136 / 303	70-257 / 93-611	44 / 86	3 / 0				
COLORADO	56 - 31	21 / 24	16 / 10	5 / 11	0 / 3	38-438 / 56-224	12-14-0 / 16-20-1	136 / 213	52-574 / 76-437	88 / 123	1 / 1				
Utah	34 - 24	27 / 21	15 / 10	10 / 11	2 / 0	46-320 / 36-136	12-27-0 / 29-41-0	160 / 313	73-480 / 77-449	33 / 56	2 / 1				
ARIZONA STATE	34 - 41	36 / 24	20 / 12	10 / 11	6 / 1	57-292 / 55-289	19-39-3 / 16-29-0	230 / 191	96-522 / 84-460	63 / 93	4 / 2				
Totals	447 - 411	350 / 300	158 / 118	151 / 159	41 / 23	508-2765 / 512-2277	298-491-13 / 287-468-10	3497 / 3551	999-6262 / 980-5828	808 / 1180	25 / 23				
Opponent	3rd Down Conversions	4th Down Conversions	Time of Possession		TOP Margin	Avg Yds/Rush	Avg Yds/Pass	Avg Yds/Play	Punting Number-Avg	Penalties Number-Yards	Sacks				
TOLEDO	5-15 / 10-23	0-1 / 1-2	28:11 / 31:49	-3:38	5.8 / 3.4	8.2 / 4.2	7.1 / 3.8	5-45.6 / 8-44.9	7-56 / 7-66	2 / 2					
OKLAHOMA STATE	8-17 / 8-16	1-2 / 0-2	32:04 / 27:56	4:08	3.7 / 6.2	7.8 / 7.3	5.6 / 6.9	4-36.8 / 4-45.0	4-27 / 15-167	0 / 4					
SOUTH CAROLINA STATE	9-14 / 2-13	2-3 / 1-1	35:02 / 24:58	10:04	5.8 / 2.2	8.0 / 3.6	6.8 / 2.9	1-44.0 / 10-37.5	4-34 / 11-107	1 / 0					
Oregon	6-17 / 9-19	0-4 / 1-2	26:27 / 33:33	-7:06	2.8 / 4.3	4.7 / 7.4	4.0 / 5.6	6-44.0 / 4-44.5	5-51 / 8-74	0 / 1					
OREGON STATE	4-10 / 7-16	0-0 / 0-0	23:19 / 36:41	-13:22	6.2 / 4.2	7.6 / 9.6	7.2 / 7.0	5-46.8 / 5-45.2	6-59 / 10-94	2 / 2					
Stanford	10-19 / 7-14	2-2 / 2-2	28:21 / 31:39	-3:18	3.7 / 6.0	7.1 / 10.6	6.0 / 8.0	4-42.2 / 4-54.2	8-53 / 7-50	1 / 3					
WASHINGTON	6-12 / 5-17	2-2 / 2-3	27:34 / 32:26	-4:52	5.7 / 4.3	11.6 / 4.9	7.5 / 4.7	2-41.0 / 6-33.5	8-75 / 10-100	4 / 0					
SOUTHERN CALIFORNIA	6-17 / 5-11	0-1 / 0-2	29:58 / 30:02	-0:04	5.1 / 4.8	7.2 / 10.1	6.3 / 8.2	6-42.8 / 3-48.7	14-129 / 13-117	2 / 0					
UCLA	3-14 / 8-15	1-2 / 1-2	26:16 / 33:44	-7:28	3.0 / 4.9	4.5 / 10.1	3.7 / 6.6	7-42.3 / 3-44.7	15-124 / 13-134	1 / 4					
COLORADO	3-6 / 6-13	1-1 / 1-2	18:12 / 41:48	-23:36	11.5 / 4.0	9.7 / 10.6	11.0 / 5.8	2-41.0 / 3-40.7	4-40 / 11-89	2 / 1					
Utah	6-12 / 7-16	0-1 / 1-5	24:57 / 35:03	-10:06	7.0 / 3.8	5.9 / 7.6	6.6 / 5.8	3-41.7 / 2-41.5	3-30 / 3-27	0 / 0					
ARIZONA STATE	10-18 / 8-17	0-1 / 0-0	30:42 / 29:18	1:24	5.1 / 4.9	5.9 / 6.6	5.4 / 5.5	6-36.5 / 6-46.2	1-15 / 7-86	1 / 1					
Totals	76-171 / 82-190	9-20 / 10-23	331:03 / 388:57	-57:54	5.4 / 4.4	7.1 / 7.6	6.3 / 5.9	51-42.1 / 58-43.1	79-693 / 115-111	16 / 18					

Note: Game totals are displayed in the format TEAM/OPPONENT for each category

2012 Arizona Football Arizona Team Game-by-Game (Nov. 23, 2012) All games

TEAM STATISTICS

		Rushing				Receiving				Passing				Kick Returns				Punt Returns				tot		
Date	Opponent	no.	yds	td	lg	no.	yds	td	lg	cmp	att	int	yds	td	lg	no.	yds	td	lg	no.	yds	td	lg	off
09-01-201	TOLEDO	41	237	1	73	30	387	2	34	30	47	1	387	2	34	1	16	0	16	2	23	0	20	624
09-08-201	OKLAHOMA STATE	49	181	4	36	28	320	2	44	28	41	0	320	2	44	0	0	0	0	2	18	0	16	501
09-15-201	SOUTH CAROLINA STATE	56	323	4	19	36	366	4	31	36	46	0	366	4	31	0	0	0	0	3	4	0	0	689
09-22-201	at Oregon	32	89	0	23	27	243	0	19	27	52	4	243	0	19	7	116	0	20	0	0	0	0	332
09-29-201	OREGON STATE	23	142	2	25	31	403	3	47	31	53	2	403	3	47	3	43	0	19	2	12	0	8	545
10-6-2012	at Stanford	34	126	3	13	45	491	3	31	45	69	1	491	3	31	1	13	0	13	1	6	0	6	617
10-20-201	WASHINGTON	49	277	2	24	14	256	4	53	14	22	1	256	4	53	1	17	0	17	1	63	1	63	533
10-27-201	SOUTHERN CALIFORNIA	43	219	2	15	27	369	3	60	27	51	1	369	3	60	1	56	0	56	1	4	0	4	588
11-03-201	at UCLA	40	121	1	19	17	136	0	36	17	30	0	136	0	36	2	42	0	24	1	2	0	0	257
11-10-201	COLORADO	38	438	6	71	12	136	2	26	12	14	0	136	2	26	4	69	0	25	0	0	0	0	574
11-17-201	at Utah	46	320	3	28	12	160	1	19	12	27	0	160	1	19	2	31	0	18	1	2	0	2	480
11-23-201	ARIZONA STATE	57	292	1	36	19	230	3	40	19	39	3	230	3	40	3	51	0	21	1	12	0	12	522
Arizona		508	2765	29	73	298	3497	27	60	298	491	13	3497	27	60	25	454	0	56	15	146	1	63	6262
		512	2277	30	55	287	3551	22	71	287	468	10	3551	22	71	40	751	0	72	19	148	0	38	5828

Games played: 12
Avg per rush: 5.4
Avg per catch: 11.7
Pass efficiency: 133.37
Kick ret avg: 18.2
Punt ret avg: 9.7
All purpose avg/game: 589.2
Total offense avg/gm: 521.8

		Tackles				Sacks	Fumble		Pass Defense			Blkd	PAT Attempts				
Date	Opponent	ua	a	total	tfl-yds	no-yds	ff	fr-yds	int-yds	qgb	brup	kick	kick	rush	rcv	saf	pts
09-01-2	TOLEDO	46	30	76	8.0-29	2.0-16	1	1-0	0-0	0	7	0	3-3	0	0	0	24
09-08-2	OKLAHOMA STATE	55	32	87	3.0-7	0.0-0	1	1-0	3-80	0	8	0	6-6	0	1	0	59
09-15-2	SOUTH CAROLINA STA	34	12	46	7.0-26	1.0-10	1	0-0	1-0	0	4	0	8-8	0	0	0	56
09-22-2	at Oregon	51	36	87	6.0-21	0.0-0	3	2-0	1-23	0	9	0	0-0	0	0	0	0
09-29-2	OREGON STATE	52	24	76	5.0-27	2.0-13	1	1-0	0-0	0	7	0	5-5	0	0	0	35
10-6-20	at Stanford	46	32	78	5.0-16	1.0-3	2	1-0	0-0	2	2	0	4-4	0	1	0	48
10-20-2	WASHINGTON	46	20	66	7.0-37	4.0-31	1	1-0	2-72	0	3	0	7-7	0	0	0	52
10-27-2	SOUTHERN CALIFORNI	44	24	68	4.0-13	2.0-7	3	3-0	2-14	0	5	0	3-3	0	0	0	39
11-03-2	at UCLA	61	22	83	5.0-18	1.0-9	0	0-0	0-0	0	2	0	1-1	0	0	0	10
11-10-2	COLORADO	51	34	85	5.0-22	2.0-16	1	0-0	1-19	0	1	0	8-8	0	0	0	56
11-17-2	at Utah	50	32	82	3.0-4	0.0-0	1	1-0	0-0	0	4	0	4-4	0	0	0	34
11-23-2	ARIZONA STATE	46	34	80	4.0-11	1.0-5	2	2-0	0-0	0	6	0	2-3	1	0	0	34
Arizona		582	332	914	62.0-231	16.0-110	17	13-0	10-208	2	58	0	51-52	1	2	0	447
		560	314	874	66.0-186	18.0-96	11	12-38	13-243	5	53	2	50-50	0	2	0	411

		Punting										Field Goals			Kickoffs				
Date	Opponent	no.	yds	avg	long	blkd	tb	fc	50+	i20	md-att	long	blkd	no.	yds	avg	tb	ob	
09-01-2	TOLEDO	5	228	45.6	54	0	2	1	1	1	1-3	26	0	3	195	65.0	2	0	
09-08-2	OKLAHOMA STATE	4	147	36.8	49	0	0	0	0	2	3-3	46	0	11	675	61.4	4	0	
09-15-2	SOUTH CAROLINA STA	1	44	44.0	44	0	0	1	0	1	0-1	0	0	9	583	64.8	7	0	
09-22-2	at Oregon	6	264	44.0	61	0	0	0	2	0	0-1	0	1	1	37	37.0	0	0	
09-29-2	OREGON STATE	5	234	46.8	70	0	0	2	2	4	0-1	0	0	6	390	65.0	4	0	
10-6-20	at Stanford	4	169	42.2	50	0	0	3	1	2	2-2	33	0	9	553	61.4	2	1	
10-20-2	WASHINGTON	2	82	41.0	43	0	0	2	0	0	1-1	24	0	9	585	65.0	6	0	
10-27-2	SOUTHERN CALIFORNI	6	257	42.8	48	0	0	1	0	4	2-3	44	0	8	489	61.1	4	0	
11-03-2	at UCLA	7	296	42.3	59	0	0	0	1	3	1-1	28	0	3	171	57.0	2	0	
11-10-2	COLORADO	2	82	41.0	43	0	0	0	0	0	0-0	0	0	9	479	53.2	2	0	
11-17-2	at Utah	3	125	41.7	50	0	0	0	1	1	2-2	44	0	7	301	43.0	0	1	
11-23-2	ARIZONA STATE	6	219	36.5	58	1	0	1	2	4	2-2	33	0	6	322	53.7	4	1	
Arizona		51	2147	42.1	70	1	2	11	10	22	14-20	46	1	81	4780	59.0	37	3	
		58	2498	43.1	64	0	4	23	17	20	11-13	43	0	75	4718	62.9	47	1	

2012 Arizona Football

Arizona Opponent Game-by-Game (Nov. 23, 2012)

All games

OPPONENT STATISTICS

		Rushing				Receiving				Passing				Kick Returns				Punt Returns				tot		
Date	Opponent	no.	yds	td	lg	no.	yds	td	lg	cmp	att	int	yds	td	lg	no.	yds	td	lg	no.	yds	td	lg	off
09-01-201	TOLEDO	47	161	1	12	21	197	1	59	21-47-0	197	1	59	1	54	0	54	1	0	0	0	358		
09-08-201	OKLAHOMA STATE	32	200	1	23	37	436	4	42	37-60-3	436	4	42	7	142	0	39	3	9	0	6	636		
09-15-201	SOUTH CAROLINA STATE	29	65	0	19	12	89	0	14	12-25-1	89	0	14	2	38	0	24	0	0	0	0	154		
09-22-201	at Oregon	53	228	2	23	21	267	2	55	21-36-1	267	2	55	1	3	0	3	2	38	0	38	495		
09-29-201	OREGON STATE	43	180	2	21	29	433	3	57	29-45-0	433	3	57	2	35	0	20	0	0	0	0	613		
10-6-2012	at Stanford	43	257	6	55	21	360	2	54	21-34-0	360	2	54	6	140	0	35	1	6	0	6	617		
10-20-201	WASHINGTON	29	124	1	30	29	256	1	27	29-52-2	256	1	27	3	60	0	20	0	0	0	0	380		
10-27-201	SOUTHERN CALIFORNIA	26	125	2	18	31	493	3	57	31-49-2	493	3	57	4	120	0	72	3	0	0	0	618		
11-03-201	at UCLA	63	308	6	37	25	303	3	46	25-30-0	303	3	46	0	0	0	0	2	48	0	36	611		
11-10-201	COLORADO	56	224	3	23	16	213	1	71	16-20-1	213	1	71	7	103	0	26	2	20	0	19	437		
11-17-201	at Utah	36	136	1	16	29	313	2	42	29-41-0	313	2	42	6	55	0	25	2	1	0	1	449		
11-23-201	ARIZONA STATE	55	269	5	52	16	191	0	29	16-29-0	191	0	29	1	1	0	1	3	26	0	8	460		
Opponents		512	2277	30	55	287	3551	22	71	287-468-10	3551	22	71	40	751	0	72	19	148	0	38	5828		
		508	2765	29	73	298	3497	27	60	298-491-13	3497	27	60	25	454	0	56	15	146	1	63	6262		

Games played: 12

Avg per rush: 4.4

Avg per catch: 12.4

Pass efficiency: 136.30

Kick ret avg: 18.8

Punt ret avg: 7.8

All purpose avg/game: 580.8

Total offense avg/gm: 485.7

		Tackles				Sacks	Fumble		Pass Defense			Bkld	PAT Attempts					
Date	Opponent	ua	a	total	tfl-yds	no-yds	ff	fr-yds	int-yds	qbh	brup	kick	kick	rush	rcv	saf	pts	
09-01-2	TOLEDO	57	14	71	6.0-14	2.0-8	2	2-0	1-9	0	1	0	2-2	0	0	0	17	
09-08-2	OKLAHOMA STATE	49	42	91	11.0-43	4.0-29	1	0-0	0-0	0	4	0	5-5	0	0	0	38	
09-15-2	SOUTH CAROLINA STA	70	22	92	1.0-2	0.0-0	1	1-0	0-0	0	2	0	0-0	0	0	0	0	
09-22-2	at Oregon	36	34	70	6.0-15	1.0-8	2	1-0	4-99	3	7	1	5-5	0	1	0	49	
09-29-2	OREGON STATE	38	24	62	7.0-23	2.0-12	1	0-0	2-4	0	7	0	5-5	0	0	0	38	
10-6-20	at Stanford	53	36	89	8.0-25	3.0-17	0	0-0	1-0	2	8	0	6-6	0	0	0	54	
10-20-2	WASHINGTON	40	26	66	0.0-0	0.0-0	1	1-0	1-47	0	1	0	2-2	0	0	0	17	
10-27-2	SOUTHERN CALIFORNI	49	24	73	5.0-9	0.0-0	0	0-0	1-18	0	8	0	4-4	0	1	0	36	
11-03-2	at UCLA	46	14	60	8.0-25	4.0-17	1	3-38	0-0	0	5	0	9-9	0	0	0	66	
11-10-2	COLORADO	35	16	51	4.0-10	1.0-2	0	1-0	0-0	0	0	0	4-4	0	0	0	31	
11-17-2	at Utah	29	44	73	2.0-2	0.0-0	1	2-0	0-0	0	3	0	3-3	0	0	0	24	
11-23-2	ARIZONA STATE	58	18	76	8.0-18	1.0-3	1	1-0	3-66	0	7	1	5-5	0	0	0	41	
Opponents		560	314	874	66.0-186	18.0-96	11	12-38	13-243	5	53	2	50-50	0	2	0	411	
		582	332	914	62.0-231	16.0-110	17	13-0	10-208	2	58	0	51-52	1	2	0	447	

		Punting									Field Goals			Kickoffs				
Date	Opponent	no.	yds	avg	long	blkd	tb	fc	50+	i20	md-att	long	blkd	no.	yds	avg	tb	ob
09-01-2	TOLEDO	8	359	44.9	58	0	1	2	2	6	1-2	40	0	4	260	65.0	3	0
09-08-2	OKLAHOMA STATE	4	180	45.0	54	0	0	2	1	1	1-1	25	0	6	390	65.0	6	0
09-15-2	SOUTH CAROLINA STA	10	375	37.5	54	0	0	3	1	1	0-0	0	0	1	65	65.0	1	0
09-22-2	at Oregon	4	178	44.5	55	0	0	3	1	3	2-2	41	0	9	548	60.9	2	0
09-29-2	OREGON STATE	5	226	45.2	52	0	0	3	1	2	1-2	30	0	7	455	65.0	4	0
10-6-20	at Stanford	4	217	54.2	59	0	2	0	4	1	0-0	0	0	8	513	64.1	6	1
10-20-2	WASHINGTON	6	201	33.5	39	0	0	3	0	1	1-1	43	0	4	219	54.8	2	0
10-27-2	SOUTHERN CALIFORNI	3	146	48.7	54	0	0	2	2	0	0-0	0	0	6	386	64.3	5	0
11-03-2	at UCLA	3	134	44.7	64	0	0	1	1	1	1-1	25	0	11	705	64.1	9	0
11-10-2	COLORADO	3	122	40.7	61	0	0	1	1	2	1-1	18	0	6	346	57.7	1	0
11-17-2	at Utah	2	83	41.5	52	0	1	0	1	0	1-1	24	0	5	323	64.6	3	0
11-23-2	ARIZONA STATE	6	277	46.2	63	0	0	3	2	2	2-2	39	0	8	508	63.5	5	0
Opponents		58	2498	43.1	64	0	4	23	17	20	11-13	43	0	75	4718	62.9	47	1
		51	2147	42.1	70	1	2	11	10	22	14-20	46	1	81	4780	59.0	37	3

2012 Arizona Football
Arizona Passing Game-by-Game (Nov. 23, 2012)
All games

#10 Scott, M.	Comp	Att	Int	Pct	Yards	TD	Long	Sacked	Effic
Toledo	30	46	1	65.2	387	2	34	2-8	145.89
Oklahoma State	28	41	0	68.3	320	2	44	4-29	149.95
South Carolina State	30	36	0	83.3	288	3	27	0-0	178.03
Oregon	22	44	3	50.0	210	0	19	1-8	76.45
Oregon State	31	53	2	58.5	403	3	47	2-12	133.49
Stanford	45	69	1	65.2	491	3	31	3-17	136.44
Washington	14	22	1	63.6	256	4	53	0-0	212.29
Southern California	27	50	1	54.0	369	3	60	0-0	131.79
UCLA	15	25	0	60.0	124	0	36	1-3	101.66
Utah	12	27	0	44.4	160	1	19	0-0	106.44
Arizona State	19	39	3	48.7	230	3	40	1-3	108.26
TOTALS	273	452	12	60.4	3238	24	60	14-80	132.79

#0G Denker, B.	Comp	Att	Int	Pct	Yards	TD	Long	Sacked	Effic
South Carolina State	6	10	0	60.0	78	1	31	0-0	158.52
Oregon	5	8	1	62.5	33	0	13	0-0	72.15
UCLA	2	5	0	40.0	12	0	8	3-14	60.16
Colorado	12	14	0	85.7	136	2	26	1-2	214.46
TOTALS	25	37	1	67.6	259	3	31	4-16	147.72

#TM Team	Comp	Att	Int	Pct	Yards	TD	Long	Sacked	Effic
Toledo	0	1	0	0.0	0	0	0	0-0	0.00
Southern California	0	1	0	0.0	0	0	0	0-0	0.00
TOTALS	0	2	0	0.0	0	0	0	0-0	0.00

Arizona Rushing/Receiving Game-by-Game (Nov. 23, 2012)
All games

RUSHING	No-Yds/TD	TOL	OKST	SCSU	ORE	OSU	STAN	WASH	USC	UCLA	COLO	UTAH	ASU
Carey, K. RB	275-1757/20	20-147/1	26-126/3	13-71/1	21-79/0	17-115/2	29-132/3	29-172/1	28-119/1	16-54/1	25-366/5	26-204/1	25-172/1
Scott, M. QB	107-485/5	14-74/0	19-55/1	9-61/1	5-9/0	5-29/0	5-6/0	8-43/1	15-100/1	3-4/0	DNP	13-74/1	11-42/0
Jenkins, D. RB	66-287/2	6-17/0	3-3/0	12-76/1	3-4/0	-	-	6-21/0	-	7-42/0	1-4/0	7-42/1	21-78/0
Baker, J. RB	20-85/1	DNP	DNP	10-44/1	-	-	-	4-28/0	-	4-8/0	2-5/0	-	-
Denker, B. QB	21-74/1	DNP	DNP	1-7/0	1-3/0	DNP	DNP	2-13/0	-	8-7/0	9-44/1	DNP	DNP
Taylor, E. RB	8-42/0	DNP	DNP	8-42/0	DNP	DNP	DNP	DNP	DNP	DNP	DNP	DNP	DNP
Wharton, G. WR	1-19/0	DNP	DNP	-	-	-	-	-	-	-	1-19/0	-	-
Butler, K. RB	2-14/0	-	-	2-14/0	-	-	-	DNP	-	-	-	-	-
Morrison, R. WR	5-13/0	-	-	1-8/0	1-1/0	1-2/0	-	-	-	2-6/0	DNP	DNP	DNP
Tutogi, T. FB	1-1/0	1-1/0	-	-	-	-	-	-	-	DNP	DNP	-	-
Team	1-3/0	-	1-3/0	DNP	DNP	-	-	DNP	-	DNP	DNP	DNP	-
Dugandzic, K. P	1-7/0	-	-	-	1-7/0	-	-	-	-	-	-	-	-

RECEIVING	No-Yds/TD	TOL	OKST	SCSU	ORE	OSU	STAN	WASH	USC	UCLA	COLO	UTAH	ASU
Hill, A. WR	73-1189/9	7-139/1	5-124/0	5-56/0	6-50/0	8-74/2	11-165/2	2-70/2	10-259/0	5-57/0	3-29/0	6-96/1	5-70/1
Buckner, D. WR	59-741/5	10-116/0	6-60/0	6-85/1	3-42/0	6-119/1	8-91/0	5-86/0	7-57/1	3-22/0	3-38/2	1-14/0	1-11/0
Carey, K. RB	33-288/1	1-8/0	4-28/1	1-11/0	4-37/0	4-68/0	7-68/0	1-2/0	2-8/0	4-17/0	2-34/0	2-8/0	1-1/0
Richards, D. WR	24-245/3	-	-	2-14/0	7-50/0	2-28/0	DNP	2-35/1	3-23/1	1-7/0	3-39/0	2-28/0	2-21/1
Wharton, G. WR	13-194/2	DNP	DNP	1-6/0	-	-	-	3-59/1	1-7/0	1-19/0	-	1-14/0	6-89/1
Slavin, T. WR	18-187/0	-	3-22/0	5-48/0	1-9/0	5-73/0	1-13/0	-	2-3/0	-	-	-	1-19/0
Jackson, J. WR	25-187/1	-	DNP	5-43/0	3-34/0	-	10-75/0	DNP	1-8/1	2-10/0	1-4/0	-	3-21/0
Morrison, R. WR	23-171/2	6-44/0	6-58/1	4-25/1	2-14/0	4-30/0	1-0/0	-	-	-	DNP	DNP	DNP
Miller, T. WR	13-143/2	6-80/1	2-15/0	2-11/0	DNP	DNP	3-37/1	DNP	DNP	DNP	DNP	DNP	DNP
Tutogi, T. FB	10-64/1	-	2-13/0	2-17/1	-	1-1/0	3-25/0	1-4/0	1-4/0	DNP	DNP	-	-
Willet, S. WR	2-48/1	-	DNP	2-48/1	-	DNP	DNP	DNP	DNP	DNP	-	-	-
Jenkins, D. RB	4-30/0	-	-	1-2/0	1-7/0	-	1-17/0	-	-	1-4/0	-	-	-
Bachman, A. OL	1-10/0	DNP	-	-	-	1-10/0	-	-	-	-	-	DNP	DNP

2012 Arizona Football
Arizona Total Tackles Game-by-Game (Nov. 23, 2012)
All games

Total Tackles	UA-A	Total	TOL	OKST	SCSU	ORE	OSU	STAN	WASH	USC	UCLA	COLO	UTAH	ASU
Fischer, J. LB	68-38	106	9-4	10-4	3-3	5-2	7-2	6-3	7-2	4-1	6-2	5-5	4-4	2-6
Flowers, M. LB	54-36	90	5-5	6-3	4-0	2-2	7-4	1-5	3-1	3-4	12-1	2-5	7-4	2-2
Bondurant, T. DB	49-25	74	1-2	7-3	2-0	5-5	4-2	4-4	4-0	4-3	6-1	4-2	2-2	6-1
Tevis, J. DB	45-27	72	8-4	5-4	4-2	7-5	2-1	DNP	DNP	3-0	3-1	4-4	5-3	4-3
Jackson, S. LB	30-26	56	5-2	3-5	2-2	5-5	2-5	1-0	1-1	3-1	1-1	3-1	4-2	0-1
Grandon, J. DB	41-14	55	1-2	3-0	4-1	5-2	9-3	9-3	5-0	1-2	3-1	DNP	1-0	-
Richardson, S. CB	35-19	54	2-0	1-1	0-1	6-1	4-0	4-2	3-2	3-3	2-2	3-1	6-3	1-3
McKnight, J. CB	32-17	49	3-0	1-3	1-1	6-2	3-2	2-1	3-1	6-5	4-1	2-0	-	1-1
Rainey, D. CB	31-8	39	-	5-2	1-0	0-1	1-0	2-1	4-1	4-0	3-1	3-0	2-1	6-1
Onwuasor, P. DB	25-11	36	DNP	5-0	-	1-0	6-2	4-5	3-2	1-0	0-1	4-0	0-1	1-0
Tuihalamaka, S. DL	14-15	29	4-3	0-1	-	0-2	1-0	-	2-1	1-0	1-2	2-2	1-1	2-3
Pettinato, D. DL	19-10	29	DNP	DNP	3-0	3-3	2-0	0-1	1-0	1-0	4-0	2-0	3-1	0-5
Hood, T. DL	12-12	24	0-1	1-0	-	0-3	0-1	-	0-1	1-0	0-1	2-1	1-1	7-3
Miles, V. DB	13-10	23	-	-	-	-	-	-	-	0-3	2-2	3-1	5-4	3-0
Mobley, W. DL	12-6	18	1-1	2-1	-	0-1	1-1	-	1-1	2-0	4-0	1-0	-	0-1
Washington, J.	7-8	15	DNP	DNP	DNP	DNP	DNP	1-0	3-1	-	0-1	0-4	1-2	2-0
Gilbert, R.	8-7	15	1-3	-	1-0	-	DNP	-	DNP	2-1	1-0	0-1	2-2	1-0
Hobson, H. LB	10-4	14	DNP	DNP	3-0	-	-	3-2	0-1	2-0	2-1	DNP	DNP	DNP
Austin, D. DL	7-7	14	2-3	2-1	1-2	2-1	-	DNP	DNP	DNP	DNP	DNP	DNP	DNP
Dozier, C.J. LB	8-4	12	DNP	DNP	-	DNP	-	DNP	-	-	4-0	4-3	-	0-1
Conwell, D. LB	7-5	12	DNP	DNP	1-0	0-1	-	-	-	-	0-2	0-1	0-1	6-0
Taula, K. DL	6-2	8	1-0	-	-	1-0	1-1	3-1	-	DNP	DNP	-	-	-
Ermisch, Tr.	5-2	7	-	-	-	-	1-0	-	-	1-0	-	1-1	2-0	0-1
Brady, B. DB	3-4	7	-	0-1	-	-	-	-	1-0	-	-	-	1-2	1-1
Parks, W. DB	6-1	7	-	1-0	1-0	-	-	2-1	-	1-0	-	-	1-0	-
Murphy, B. DB	2-3	5	-	0-1	-	-	-	-	-	0-1	-	2-1	-	-
Capers, W. DB	4-1	5	-	-	-	-	-	2-1	DNP	-	-	1-0	DNP	1-0
Allah, J. DB	5-0	5	DNP	3-0	1-0	-	-	-	-	-	DNP	-	1-0	-
Tutogi, T. DE	2-3	5	-	0-1	-	-	-	-	2-1	-	DNP	DNP	-	0-1
Bonano, J.	2-2	4	1-0	0-1	-	-	-	-	0-1	-	-	-	1-0	-
Watley, M. DB	2-2	4	DNP	-	-	DNP	-	1-0	0-1	1-1	-	-	-	-
Bush-Loo, K. LB	0-3	3	DNP	-	-	-	-	0-2	0-1	-	-	-	-	-
Merrill, C. DL	3-0	3	-	-	1-0	-	-	-	-	-	2-0	-	-	-
Scott, M.	2-0	2	-	-	-	1-0	-	-	1-0	-	-	DNP	-	-
Slavin, T.	2-0	2	-	-	-	-	-	-	-	1-0	1-0	-	-	-
Cooper, M.	2-0	2	-	-	-	1-0	-	-	-	-	-	1-0	-	-
Miller, T.	1-0	1	1-0	-	-	DNP	DNP	-	DNP	DNP	DNP	DNP	DNP	DNP
Jackson, J.	1-0	1	-	DNP	-	-	-	-	DNP	-	1-0	-	-	-
Wharton, G.	1-0	1	DNP	DNP	-	-	-	-	-	-	-	-	-	1-0
Bundage, C.	1-0	1	-	DNP	-	-	1-0	-	-	-	-	-	-	-
Butler, K.	1-0	1	-	-	-	-	-	-	DNP	-	-	-	1-0	-
Robinson, D.	1-0	1	DNP	DNP	-	1-0	-	-	-	-	-	-	-	-
De Rego, L. DL	1-0	1	DNP	DNP	1-0	-	DNP	-	-	-	-	-	-	-
Gorham, C.	1-0	1	-	DNP	-	-	-	1-0	-	-	-	-	-	-
Jenkins, D.	1-0	1	1-0	-	-	-	-	-	-	-	-	-	-	-

2012 Arizona Football
Arizona Red-Zone Results (Nov. 23, 2012)
All games

Arizona Inside Opponent Red-Zone

Date	Opponent	Score	Times	Times	Total		Rush	Pass	FGs	Failed to score inside RZ					
			In RZ	Scored	Pts	TDs	TDs	TDs	Made	FGA	Down	Int	Fumb	Half	Game
09-01-2012	TOLEDO	W 24-17	4	1	3	0	0	0	1	2	0	0	1	0	0
09-08-2012	OKLAHOMA STATE	W 59-38	8	8	44	5	3	2	3	0	0	0	0	0	0
09-15-2012	SOUTH CAROLINA STATE	W 56-0	9	7	49	7	4	3	0	1	1	0	0	0	0
09-22-2012	at Oregon	L 0-49	5	0	0	0	0	0	0	1	2	2	0	0	0
09-29-2012	OREGON STATE	L 35-38	5	4	28	4	1	3	0	1	0	0	0	0	0
10-6-2012	at Stanford	L 48-54	9	8	48	6	3	3	2	0	0	1	0	0	0
10-20-2012	WASHINGTON	W 52-17	4	4	24	3	2	1	1	0	0	0	0	0	0
10-27-2012	SOUTHERN CALIFORNIA	W 39-36	7	6	36	5	2	3	1	1	0	0	0	0	0
11-03-2012	at UCLA	L 10-66	2	2	10	1	1	0	1	0	0	0	0	0	0
11-10-2012	COLORADO	W 56-31	7	7	49	7	5	2	0	0	0	0	0	0	0
11-17-2012	at Utah	W 34-24	7	5	31	4	3	1	1	0	1	0	1	0	0
11-23-2012	ARIZONA STATE	L 34-41	5	4	19	2	1	1	2	0	0	0	1	0	0
Totals			72	56	341	44	25	19	12	6	4	3	3	0	0
56 of 72 (77.8%)															

Opponents Inside Arizona Red-Zone

Date	Opponent	Score	Times	Times	Total		Rush	Pass	FGs	Failed to score inside RZ					
			In RZ	Scored	Pts	TDs	TDs	TDs	Made	FGA	Down	Int	Fumb	Half	Game
09-01-2012	TOLEDO	W 24-17	2	1	7	1	1	0	0	0	1	0	0	0	0
09-08-2012	OKLAHOMA STATE	W 59-38	4	4	24	3	1	2	1	0	0	0	0	0	0
09-15-2012	SOUTH CAROLINA STATE	W 56-0	0	0	0	0	0	0	0	0	0	0	0	0	0
09-22-2012	at Oregon	L 0-49	5	5	28	3	2	1	2	0	0	0	0	0	0
09-29-2012	OREGON STATE	L 35-38	7	6	38	5	2	3	1	1	0	0	0	0	0
10-6-2012	at Stanford	L 48-54	6	6	42	6	4	2	0	0	0	0	0	0	0
10-20-2012	WASHINGTON	W 52-17	4	2	14	2	1	1	0	0	0	2	0	0	0
10-27-2012	SOUTHERN CALIFORNIA	W 39-36	5	3	22	3	2	1	0	0	1	0	1	0	0
11-03-2012	at UCLA	L 10-66	9	8	52	7	5	2	1	0	1	0	0	0	0
11-10-2012	COLORADO	W 56-31	5	4	24	3	3	0	1	0	1	0	0	0	0
11-17-2012	at Utah	W 34-24	4	2	10	1	1	0	1	0	1	0	0	1	0
11-23-2012	ARIZONA STATE	L 34-41	5	5	31	4	4	0	1	0	0	0	0	0	0
Totals			56	46	292	38	26	12	8	1	5	2	1	1	0
46 of 56 (82.1%)															

**2012 Arizona Football
Arizona Game Superlatives (Nov. 23, 2012)
All games**

INDIVIDUAL GAME HIGHS

Rushes	29	Carey, K. at Stanford (10-6-2012)
	29	Carey, K. vs Washington (10-20-2012)
Yards Rushing	366	Carey, K. vs Colorado (11-10-2012)
TD Rushes	5	Carey, K. vs Colorado (11-10-2012)
Long Rush	73	Carey, K. vs Toledo (09-01-2012)
Pass attempts	69	Scott, M. at Stanford (10-6-2012)
Pass completions	45	Scott, M. at Stanford (10-6-2012)
Yards Passing	491	Scott, M. at Stanford (10-6-2012)
TD Passes	4	Scott, M. vs Washington (10-20-2012)
Long Pass	60	Scott, M. vs Southern California (10-27-2012)
Receptions	11	Hill, A. at Stanford (10-6-2012)
Yards Receiving	259	Hill, A. vs Southern California (10-27-2012)
TD Receptions	2	Hill, A. vs Oregon State (09-29-2012)
	2	Hill, A. at Stanford (10-6-2012)
	2	Hill, A. vs Washington (10-20-2012)
	2	Buckner, D. vs Colorado (11-10-2012)
Long Reception	60	Hill, A. vs Southern California (10-27-2012)
Field Goals	3	Bonano, J. vs Oklahoma State (09-08-2012)
Long Field Goal	46	Bonano, J. vs Oklahoma State (09-08-2012)
Punts	7	Dugandzic, K. at UCLA (11-03-2012)
Punting Avg	54.0	Scott, M. vs Toledo (09-01-2012)
Long Punt	70	Dugandzic, K. vs Oregon State (09-29-2012)
Punts inside 20	4	Dugandzic, K. vs Oregon State (09-29-2012)
	4	Dugandzic, K. vs Southern California (10-27-2012)
	4	Dugandzic, K. vs Arizona State (11-23-2012)
Long Punt Return	63	Morrison, R. vs Washington (10-20-2012)
Long Kickoff Return	56	Jenkins, D. vs Southern California (10-27-2012)
Tackles	14	Fischer, J. vs Oklahoma State (09-08-2012)
Sacks	1.5	Flowers, M. vs Toledo (09-01-2012)
	1.5	Gilbert, R. vs Washington (10-20-2012)
Tackles For Loss	3.0	Bondurant, T. at Oregon (09-22-2012)
	3.0	Bondurant, T. at Stanford (10-6-2012)
Interceptions	2	Tevis, J. vs Oklahoma State (09-08-2012)
	2	Flowers, M. vs Southern California (10-27-2012)

TEAM GAME HIGHS

Rushes	57	vs Arizona State (11-23-2012)
Yards Rushing	438	vs Colorado (11-10-2012)
Yards Per Rush	11.5	vs Colorado (11-10-2012)
TD Rushes	6	vs Colorado (11-10-2012)
Pass attempts	69	at Stanford (10-6-2012)
Pass completions	45	at Stanford (10-6-2012)
Yards Passing	491	at Stanford (10-6-2012)
Yards Per Pass	11.6	vs Washington (10-20-2012)
TD Passes	4	vs South Carolina State (09-15-2012)
	4	vs Washington (10-20-2012)
Total Plays	103	at Stanford (10-6-2012)
Total Offense	689	vs South Carolina State (09-15-2012)
Yards Per Play	11.0	vs Colorado (11-10-2012)
Points	59	vs Oklahoma State (09-08-2012)
Sacks By	4	vs Washington (10-20-2012)
First Downs	43	vs South Carolina State (09-15-2012)
Penalties	15	at UCLA (11-03-2012)
Penalty Yards	129	vs Southern California (10-27-2012)
Turnovers	5	at Oregon (09-22-2012)
Interceptions By	3	vs Oklahoma State (09-08-2012)
Punts	7	at UCLA (11-03-2012)
Punting Avg	46.8	vs Oregon State (09-29-2012)
Long Punt	70	vs Oregon State (09-29-2012)
Punts inside 20	4	vs Oregon State (09-29-2012)
	4	vs Southern California (10-27-2012)
	4	vs Arizona State (11-23-2012)
Long Punt Return	63	vs Washington (10-20-2012)

**2012 Arizona Football
Arizona Game Superlatives (Nov. 23, 2012)
All games**

OPPONENT INDIVIDUAL GAME HIGHS

Rushes	32	Powell,Christia, vs Colorado (11-10-2012)
Yards Rushing	162	Franklin, Johna, at UCLA (11-03-2012)
TD Rushes	3	Nunes,J, at Stanford (10-6-2012)
	3	Grice, Marion, vs Arizona State (11-23-2012)
Long Rush	55	Young,K, at Stanford (10-6-2012)
Pass attempts	60	Lunt, Wes, vs Oklahoma State (09-08-2012)
Pass completions	37	Lunt, Wes, vs Oklahoma State (09-08-2012)
Yards Passing	493	Barkley, Matt, vs Southern California (10-27-2012)
TD Passes	4	Lunt, Wes, vs Oklahoma State (09-08-2012)
Long Pass	71	Wood, Connor, vs Colorado (11-10-2012)
Receptions	16	Lee, Marqise, vs Southern California (10-27-2012)
Yards Receiving	345	Lee, Marqise, vs Southern California (10-27-2012)
TD Receptions	4	Moore, Tracy, vs Oklahoma State (09-08-2012)
Long Reception	71	Fernandez,Scott, vs Colorado (11-10-2012)
Field Goals	2	Beard, Rob, at Oregon (09-22-2012)
	2	Mora, Jon, vs Arizona State (11-23-2012)
Long Field Goal	43	Coons, Travis, vs Washington (10-20-2012)
Punts	10	BELCHER,Nick, vs South Carolina State (09-15-2012)
Punting Avg	54.2	Zychlinski,D, at Stanford (10-6-2012)
Long Punt	64	Locke, Jeff, at UCLA (11-03-2012)
Punts inside 20	6	PENZA, Vince, vs Toledo (09-01-2012)
Long Punt Return	38	Thomas, De., at Oregon (09-22-2012)
Long Kickoff Return	72	Lee, Marqise, vs Southern California (10-27-2012)
Tackles	17	Magee, Brandon, vs Arizona State (11-23-2012)
Sacks	2.0	Kendricks, Eric, at UCLA (11-03-2012)
Tackles For Loss	3.0	FARR, Danny, vs Toledo (09-01-2012)
	3.0	Magee, Brandon, vs Arizona State (11-23-2012)
Interceptions	2	Ekpre-Olomu, I., at Oregon (09-22-2012)

OPPONENT TEAM GAME HIGHS

Rushes	63	at UCLA (11-03-2012)
Yards Rushing	308	at UCLA (11-03-2012)
Yards Per Rush	6.2	vs Oklahoma State (09-08-2012)
TD Rushes	6	at Stanford (10-6-2012)
	6	at UCLA (11-03-2012)
Pass attempts	60	vs Oklahoma State (09-08-2012)
Pass completions	37	vs Oklahoma State (09-08-2012)
Yards Passing	493	vs Southern California (10-27-2012)
Yards Per Pass	10.6	vs Colorado (11-10-2012)
TD Passes	4	vs Oklahoma State (09-08-2012)
Total Plays	94	vs Toledo (09-01-2012)
Total Offense	636	vs Oklahoma State (09-08-2012)
Yards Per Play	8.2	vs Southern California (10-27-2012)
Points	66	at UCLA (11-03-2012)
Sacks By	4	vs Oklahoma State (09-08-2012)
	4	at UCLA (11-03-2012)
First Downs	36	at UCLA (11-03-2012)
Penalties	15	vs Oklahoma State (09-08-2012)
Penalty Yards	167	vs Oklahoma State (09-08-2012)
Turnovers	5	vs Southern California (10-27-2012)
Interceptions By	4	at Oregon (09-22-2012)
Punts	10	vs South Carolina State (09-15-2012)
Punting Avg	54.2	at Stanford (10-6-2012)
Long Punt	64	at UCLA (11-03-2012)
Punts inside 20	6	vs Toledo (09-01-2012)
Long Punt Return	38	at Oregon (09-22-2012)

2012 Arizona Football

Arizona - Long Plays

20-YARD PLUS PLAYS

Yds	Type	Player(s)	Opponent
73*	Rush	Carey, K.	Toledo
71	Rush	Carey, K.	Colorado
64	Rush	Carey, K.	Colorado
63*	PR	Morrison, R.	Washington
60	Pass	Hill, A. from Scott, M.	Southern California
56	Pass	Hill, A. from Scott, M.	Southern California
56	KR	Jenkins, D.	Southern California
53*	Pass	Hill, A. from Scott, M.	Washington
48*	INT	McKnight, J.	Oklahoma State
47	Pass	Carey, K. from Scott, M.	Oregon State
46	Rush	Carey, K.	Colorado
44	Pass	Hill, A. from Scott, M.	Oklahoma State
43	INT	Bondurant, T.	Washington
43	Pass	Buckner, D. from Scott, M.	Washington
42	Pass	Hill, A. from Scott, M.	Southern California
40*	Pass	Wharton, G. from Scott, M.	Arizona State
36	Rush	Carey, K.	Oklahoma State
36	Rush	Carey, K.	Arizona State
36	Pass	Hill, A. from Scott, M.	UCLA
36	Rush	Carey, K.	Arizona State
34	Pass	Hill, A. from Scott, M.	Toledo
33*	Pass	Wharton, G. from Scott, M.	Washington
33	Pass	Hill, A. from Scott, M.	Oklahoma State
32	Pass	Hill, A. from Scott, M.	Toledo
32	INT	Tevis, J.	Oklahoma State
32	Pass	Slavin, T. from Scott, M.	Oregon State
31	Pass	Buckner, D. from Scott, M.	Stanford
31	Pass	Willet, S. from Denker, B.	South Carolina State
31	Pass	Buckner, D. from Scott, M.	Oregon State
30	Pass	Hill, A. from Scott, M.	Southern California
30*	Pass	Hill, A. from Scott, M.	Toledo
30*	Rush	Carey, K.	Colorado
29	Pass	Buckner, D. from Scott, M.	Oregon State
29	INT	Grandon, J.	Washington
29	Pass	Hill, A. from Scott, M.	Stanford
28	Rush	Carey, K.	Utah
27*	Pass	Buckner, D. from Scott, M.	South Carolina State
27	Pass	Miller, T. from Scott, M.	Toledo
27	Pass	Miller, T. from Scott, M.	Stanford
27*	Pass	Richards, D. from Scott, M.	Washington
26	Pass	Buckner, D. from Scott, M.	Oregon State
26	Pass	Carey, K. from Denker, B.	Colorado
26	Pass	Jackson, J. from Scott, M.	Stanford
26	Rush	Carey, K.	Colorado
25	KR	Jackson, J.	Colorado
25	Rush	Carey, K.	Oregon State
25*	Rush	Carey, K.	Oklahoma State
24	Pass	Carey, K. from Scott, M.	Stanford
24	KR	Jenkins, D.	UCLA
24	Pass	Hill, A. from Scott, M.	Stanford
24	Rush	Scott, M.	Washington
24	Pass	Buckner, D. from Scott, M.	South Carolina State
24*	Rush	Carey, K.	Oregon State
24	Pass	Hill, A. from Scott, M.	Stanford
23	INT	McKnight, J.	Oregon
23	Rush	Carey, K.	Oregon
23	Rush	Carey, K.	Oregon State
23	Pass	Carey, K. from Scott, M.	Stanford
22*	Pass	Hill, A. from Scott, M.	Arizona State
22	Pass	Richards, D. from Scott, M.	Oregon State
22	Pass	Buckner, D. from Scott, M.	Toledo
21*	Pass	Buckner, D. from Denker, B.	Colorado
21	Rush	Carey, K.	Colorado
21	Rush	Scott, M.	Oregon State
21	Pass	Hill, A. from Scott, M.	Oklahoma State
21	Pass	Hill, A. from Scott, M.	Oregon State
21	Pass	Buckner, D. from Scott, M.	Toledo
21	KR	Jenkins, D.	Arizona State
21	Pass	Morrison, R. from Scott, M.	Oregon State
21	Rush	Carey, K.	Utah
21	KR	Baker, J.	Colorado
20	KR	Baker, J.	Colorado
20	Pass	Buckner, D. from Scott, M.	Washington

LONG PLAYS BY THE NUMBERS

Long Plays By Yards	No.	TD
100+	0	0
90-99	0	0
80-89	0	0
70-79	2	1
60-69	3	1
50-59	3	1
40-49	8	2
30-39	16	3
20-29	48	6
Long Plays By Type	No.	TD
Rushing	21	4
Passing	45	8
Punt returns	2	1
Kick returns	7	0
Interceptions	5	1
Fumble returns	0	0
Other	0	0
TOTAL	80	14

20-YARD PLUS BY PLAYER

Player	No.	TD	R	P	KR	PR	IR	FR
Carey, K.	23	4	19	4	0	0	0	0
Hill, A.	19	3	0	19	0	0	0	0
Buckner, D.	11	2	0	11	0	0	0	0
Jenkins, D.	4	0	0	0	4	0	0	0
Morrison, R.	3	1	0	1	0	2	0	0
Wharton, G.	2	2	0	2	0	0	0	0
Richards, D.	2	1	0	2	0	0	0	0
McKnight, J.	2	1	0	0	0	0	2	0
Miller, T.	2	0	0	2	0	0	0	0
Jackson, J.	2	0	0	1	1	0	0	0
Slavin, T.	2	0	0	2	0	0	0	0
Scott, M.	2	0	2	0	0	0	0	0
Baker, J.	2	0	0	0	2	0	0	0
Grandon, J.	1	0	0	0	0	0	1	0
Willet, S.	1	0	0	1	0	0	0	0
Bondurant, T.	1	0	0	0	0	0	1	0
Tevis, J.	1	0	0	0	0	0	1	0
TOTAL	80	14	21	45	7	2	5	0

LONGEST PLAYS OF THE YEAR

Rushing

73 Carey, K. vs Toledo (9/1/2012)

Rushing Touchdown

73 Carey, K. vs Toledo (9/1/2012)

Passing

60 Hill, A. from Scott, M.
vs Southern California (10/27/2012)

Passing Touchdown

53 Hill, A. from Scott, M.
vs Washington (10/20/2012)

Punt Return

63 Morrison, R. vs Washington (10/20/2012)

Kick Return

56 Jenkins, D. vs Southern California (10/27/2012)

Interception Return

48 McKnight, J. vs Oklahoma State (9/8/2012)

Fumble Return

None

Punt

70 Dugandzic, K. vs Oregon State (9/29/2012)

Field Goal

46 Bonano, J. vs Oklahoma State (9/8/2012)

SCORING BY QUARTER

	1	2	3	4	OT	Final
Toledo	0	14	0	3	0	17
Arizona	3	7	7	0	7	24

SCORING SUMMARY

First Quarter

ARIZ 9:38 Bonano, J. 26-yard field goal; 12-71-3:01

Second Quarter

TOL 13:55 Russell, A. 59-yard pass from Owens, T (Detmer kick); 10-94-4:31
 ARIZ 12:04 Hill, A. 30-yard pass from Scott, M. (Bonano kick); 6-75-1:51
 TOL 6:01 Fluellen, D. 1-yard run (Detmer kick); 9-42-2:03

Third Quarter

ARIZ 10:44 Carey, K. 73-yard run (Bonano kick); 2-84-0:32

Fourth Quarter

TOL 14:18 Detmer, J. 40-yard field goal; 9-42-2:03

Overtime

ARIZ Miller, T. 10-yard pass from Scott, M. (Bonano kick); 3-25

TEAM STATS

Category	Toledo	Arizona
FIRST DOWNS	24	33
RUSHES-YARDS (NET)	47-161	41-237
PASSING YDS (NET)	197	387
Passes Att-Comp-Int	47-21-0	47-30-1
TOTAL OFFENSE PLAYS-YARDS	94-358	88-624
Fumble Returns-Yards	0-0	0-0
Punt Returns-Yards	1-0	2-23
Kickoff Returns-Yards	1-54	1-16
Interception Returns-Yards	1-9	0-0
Punts (Number-Avg)	8-44.9	5-45.6
Fumbles-Lost	1-1	4-2
Penalties-Yards	7-66	7-56
Possession Time	31:49	28:11
Third-Down Conversions	10 of 23	5 of 15
Fourth-Down Conversions	1 of 2	0 of 1
Red-Zone Scores-Chances	1-2	2-5
Sacks By: Number-Yards	2-8	2-16

INDIVIDUAL STATS

RUSHING: Toledo-FLUELLEN, David 20-72; McDOWELL, C. 13-64; OWENS, Terrance 6-19; PASQUALE, David 2-6; DANTIN, Austin 6-0. Arizona-Carey, K. 20-147; Scott, M. 14-74; Jenkins, D. 6-17; Tutogi, T. 1-minus 1.

PASSING: Toledo-DANTIN, Austin 10-25-0-63; OWENS, Terrance 11-22-0-134. Arizona-Scott, M. 30-46-1-387; Team 0-1-0-0.

RECEIVING: Toledo-REEDY, Bernard 9-55; MACON, Dwight 4-17; RUSSELL, Alonzo 3-71; OLACK, Justin 3-38; SCOTT, Cordale 1-23; FLUELLEN, David 1-minus 7. Arizona-Buckner, D. 10-116; Hill, A. 7-139; Miller, T. 6-80; Morrison, R. 6-44; Carey, K. 1-8.

INTERCEPTIONS: Toledo-ROBINSON, J. 1-9. Arizona-None.

FUMBLES: Toledo-OWENS, Terrance 1-1. Arizona-Morrison, R. 2-1; Scott, M. 1-0; Hill, A. 1-1.

SACKS (UA-A): Toledo-FATINIKUN, T.J. 1-0; LEWIS, Phil 1-0. Arizona-Flowers, M. 1-1; Tuihalamaka, S. 0-1.

Game 1

Toledo 17
 Arizona..... 24 OT

Sept. 1, 2012 // Tucson, Ariz. // Arizona Stadium (48,670)
 Start: 7:37 p.m. // TOG: 3:47 // Weather: 93 degrees, Partly cloudy

TUCSON, Ariz. (AP) -- Toledo coach Matt Campbell flipped a coin to determine his starting quarterback on Saturday. Unfortunately for him and the Rockets, who took snaps for Arizona did not come down to chance.

Arizona quarterback Matt Scott, scrambling to his right, barely inbounds and with a defender grabbing his jersey, tossed a 10-yard touchdown pass to Terrence Miller in overtime to give the Wildcats a 24-17 victory on Saturday night.

Arizona pulled out Rich Rodriguez's coaching debut after its kicker, John Bonano, missed a 25-yard field goal as regulation ended. Bonano missed a 24-yarder earlier in the game.

Scott threw for a career-high 387 yards and rushed for 74 yards. Ka'Deem Carey had 147 yards on 20 carries, including a 73-yard touchdown run.

Arizona amassed 624 yards, second-most in school history, to Toledo's 358 but had two touchdowns called back by penalties, turned the ball over three times and missed the two short field goals.

Terrance Owens threw a 59-yard TD pass to Alonzo Russell for the Rockets, who have never beaten a Pac-12 team.

With both teams disdaining the huddle, the game was played at a frenetic pace. In all, the teams combined for 182 plays, 94 by Toledo and 88 by Arizona.

Campbell, at 32 the youngest head coach in the FBS subdivision, flipped a coin to decide which of his experienced quarterbacks would start. Austin Dantin won the toss, but Owens replaced him after two series.

Owens didn't return after he was hit hard and fumbled the ball away in the third quarter. Owens was 11 of 22 for 134 yards, Dantin 10 of 25 for 63 yards.

Scott, who sat out last season as a redshirt junior while Nick Foles completed his college eligibility, kept Arizona's offense on the move all night. He completed 30 of 46 passes, including two touchdowns. He was intercepted once.

Dan Buckner caught 10 for 116 yards and Austin Hill seven for 139 yards, including a spectacular, diving, fingertip grab of Scott's 30-yard pass for Arizona's first touchdown.

Arizona seemed to have the game in hand when Scott rushed for 31 yards in three carries as the Wildcats drove to the Toledo 5 in the waning seconds, but he was tackled near the right hash mark, leaving Bonano a slight angle on his kick. The attempt wasn't even close, hooking far to the left to send the game into overtime.

Toledo, with both quarterbacks and several other significant players returning from last season's 9-4 team, moved the ball most of the night on the young, susceptible Arizona defense. But the Wildcats stopped David Fluellen for a 2-yard loss on third-and-1 at the Arizona 21, forcing the Rockets to settle for Jeremiah Detmer's 40-yard field goal that tied it at 17-17 with 14:18 to play.

Arizona led 3-0 after the first quarter on Bonano's 26-yard field goal.

After Detmer missed a 48-yard field goal, Arizona quickly advanced to the Rockets' 9-yard line. But after Richard Morrison caught a short pass from Scott, he dropped the ball, and Toledo's Toll Molls recovered at the Rockets' 6.

Toledo took it downfield from there, going 94 yards in 10 plays, with Owens finding Russell wide open on the 59-yard touchdown play that made it 7-3 with 13:55 left in the half. The Wildcats came back with a 10-play, 64-yard scoring drive, ending with Hill's diving grab to put Arizona ahead 10-7 with 12:04 left in the half.

Arizona had a 67-yard touchdown run by Daniel Jenkins negated by a holding penalty. Toledo regained the lead with a 63-yard drive aided by a defensive holding penalty and personal foul against Arizona.

Owens had a 23-yard pass to Cordale Scott on the drive, which ended with Cassius McDowell scoring on a 1-yard run to put the Rockets ahead 14-10 with 12:04 left in the second quarter, a lead that held until halftime.

Arizona blew another scoring opportunity in the second quarter when Scott threw over the middle to Hill on a 32-yard play, but the receiver fumbled when he was hit, and the ball bounced into the hands of Toledo's Robert Bell at the Rockets' 34-yard line.

SCORING BY QUARTER

	1	2	3	4	Final
18) Oklahoma St.	14	0	17	7	38
Arizona	10	13	14	22	59

SCORING SUMMARY

First Quarter

OKST 13:03 Moore, T. 9-yard pass from Lunt, W. (Sharp kick); 8-61-1:57
 OKST 7:50 Moore, T. 30-yard pass from Lunt, W. (Sharp kick); 7-64-2:26
 ARIZ 5:19 Morrison, R. 15-yard pass from Scott, M. (Bonano kick); 7-75-2:31
 ARIZ 3:00 Bonano, John 22-yard field goal; 6-25-1:43

Second Quarter

ARIZ 14:18 Bonano, John 46-yard field goal; 5-9-1:57
 ARIZ 11:46 Bonano, John 24-yard field goal; 7-66-1:43
 ARIZ 3:22 Carey, Ka'Deem 1-yard run (Bonano kick); 10-66-2:51

Third Quarter

ARIZ 9:59 Carey, K. 13-yard pass from Scott, M. (Bonano kick); 13-75-5:01
 OKST 7:47 Moore, T. 9-yard pass from Lunt, W. (Sharp kick); 9-75-2:12
 OKST 4:54 Smith, J. 10-yard run (Sharp kick); 7-81-1:34
 ARIZ 3:16 Scott, M. 8-yard run (Bonano kick); 5-75-1:38
 OKST 0:06 Sharp, Quinn 25-yard field goal; 9-75-3:04

Fourth Quarter

ARIZ 10:24 McKnight, J. 48-yard INT return (Tutogi pass from Scott)
 ARIZ 4:34 Carey, Ka'Deem 25-yard run (Bonano kick); 3-33-1:34
 OKST 2:58 Moore, T. 22-yard pass from Lunt, W. (Sharp kick); 7-73-1:32
 ARIZ 1:57 Carey, Ka'Deem 1-yard run (Bonano kick); 5-44-0:59

TEAM STATS

Category	Oklahoma State	Arizona
FIRST DOWNS	30	32
RUSHES-YARDS (NET)	32-200	49-181
PASSING YDS (NET)	436	320
Passes Att-Comp-Int	60-37-3	41-28-0
TOTAL OFFENSE PLAYS-YARDS	92-636	90-501
Fumble Returns-Yards	0-0	0-0
Punt Returns-Yards	3-9	2-18
Kickoff Returns-Yards	7-142	0-0
Interception Returns-Yards	0-0	3-80
Punts (Number-Avg)	4-45.0	4-36.8
Fumbles-Lost	1-1	1-0
Penalties-Yards	15-167	4-27
Possession Time	27:56	32:04
Third-Down Conversions	8 of 16	8 of 17
Fourth-Down Conversions	0 of 2	1 of 2
Red-Zone Scores-Chances	4-4	8-8
Sacks By: Number-Yards	4-29	0-0

INDIVIDUAL STATS

RUSHING: OKST-Randle, Joseph 23-123; Smith, Jeremy 8-77; Walsh, J.W. 1-0. *Arizona*-Carey, K. 26-126; Scott, M. 19-55; Jenkins, D. 3-3; Team 1-minus 3.

PASSING: OKST-Lunt, Wes 37-60-3-436. *Arizona*-Scott, M. 28-41-0-320.

RECEIVING: OKST-Stewart, Josh 9-98; Moore, Tracy 8-106; Randle, Joseph 8-70; Jackson, Blake 7-105; Anderson, I. 4-42; Webb, Blake 1-15.
Arizona-Buckner, D. 6-60; Morrison, R. 6-58; Hill, A. 5-124; Carey, K. 4-28; Slavin, T. 3-22; Miller, T. 2-15; Tutogi, T. 2-13.

INTERCEPTIONS: OKST-None. *Arizona*-Tevis, J. 2-32; McKnight, J. 1-48.

FUMBLES: OKST-Randle, Joseph 1-1. *Arizona*-Tutogi, T. 1-0.

SACKS (UA-A): OKST-Robinson, Ryan 1-1; Brown, B. 1-0; Castleman, J. 0-1; Lavey, Caleb 0-1; Nicholas, Nigel 0-1. *Arizona*-None.

Game 2

18) Oklahoma State..... 38

Arizona..... 59

Sept. 8, 2012 // Tucson, Ariz. // Arizona Stadium (45,602)
 Start: 7:37 p.m. // TOG: 3:36 // Weather: 80 degrees, Windy

TUCSON, Ariz. -- Oklahoma State quarterback Wes Lunt set a Big 12 freshman record by throwing for 436 yards and connected with Tracy Moore for four touchdown passes.

The Cowboys piled up 636 yards of offense, the second straight week they eclipsed 600 yards, and scored 38 points.

Those weren't the numbers that mattered.

Lunt threw three interceptions and Oklahoma State set a school record with 167 penalty yards, sending the 18th-ranked Cowboys to a frustrating 59-38 loss to Arizona in the desert on Saturday night.

Arizona (2-0) fell into a quick 14-0 hole before scoring the next 30 points as Oklahoma State (1-1) unraveled under a shower of yellow flags. Even with all the penalties, the Cowboys settled down enough to rally within two points late in the third quarter.

The Wildcats wouldn't let them any closer, scoring 29 points after the 3-minute mark of the third quarter to run away from the Cowboys.

Ka'Deem Carey ran for 147 yards in his debut as the featured back last week and followed it up by scoring four touchdowns while rushing for 126 yards on 26 carries.

Matt Scott also had a nice follow-up to his dazzling opener, throwing for 320 yards and two touchdowns on 28-of-41 passing while running for 55 yards and another score.

Together, they helped Arizona take a step toward becoming relevant again.

Lunt hit 37 of 60 passes and threw for the fourth-most yards in school history in his second game as Oklahoma State's starter. He also had some shaky moments, tossing three interceptions, including one returned 48 yards for a touchdown by Jonathan McKnight in the fourth quarter.

Joseph Randle added 123 yards on 23 carries but the Cowboys just couldn't seem to stay out of their own way, committing 15 penalties and turning it over four times.

Defensive tackle Calvin Barnett was called for consecutive personal fouls on one play, setting up Scott's 15-yard touchdown pass to Richard Morrison.

A fumble by Randle on the next drive, followed by a late-hit penalty on cornerback Broderick Brown, set up a 22-yard field goal by John Bonano.

A fourth personal foul by Oklahoma State in the half, on linebacker Shaun Lewis for hitting Scott as he slid, led to a third field goal by Bonano, a 24-yarder. Carey added a 1-yard touchdown run - with a little help from teammates - late in the quarter to put Arizona up 23-14 at halftime.

Oklahoma State had nine penalties for 110 yards in the half and its last drive ended when Arizona's Jared Tevis intercepted a tipped pass by Lunt at the Wildcats' 29.

The second half opened the same way: Barnett was flagged for a late hit on the opening play and Arizona scored on a 13-yard screen pass from Scott to Carey for a 30-14 lead.

But the score seemed to snap the Cowboys out of their funk.

Lunt hit Morgan for a 9-yard touchdown pass and the Cowboys kept marching on Arizona the next drive, setting up Jeremy Smith's 10-yard touchdown run that cut Arizona's lead to 30-28.

It turned out to be their last gasp.

The Wildcats raced down the field on their next drive, setting up Scott's 8-yard touchdown run up the middle. Lunt, facing pressure for one of the few times all game, threw up a weak pass early in the fourth quarter and McKnight picked it off for an easy touchdown. Oklahoma State was called for pass interference on the 2-point try - naturally - and Arizona converted on the second attempt to go up 45-31.

Carey sealed it with a 25-yard TD run up the middle and added a 1-yarder for good measure in the closing minutes to send the Zona Zoo into a frenzy and the Wildcats to a look-at-us win.

"There's some excited guys in the locker room and I'm proud of them," Rodriguez said. "It's a nice win, the guys played and made the plays when they needed to."

And with it should come some extra - and wanted - attention.

SCORING BY QUARTER

	1	2	3	4	Final
South Carolina St.	0	0	0	0	0
Arizona	7	21	14	14	56

SCORING SUMMARY

First Quarter

ARIZ 12:01 Morrison, R. 15-yard pass from Scott, M. (Bonano kick); 9-75-2:59

Second Quarter

ARIZ 12:36 Tutogi, T. 14-yard pass from Scott, M. (Bonano kick); 7-53-2:16

ARIZ 7:13 Carey, K. 7-yard run (Bonano kick); 12-72-3:41

ARIZ 1:40 Scott, M. 10-yard run (Bonano kick); 6-39-2:01

Third Quarter

ARIZ 9:37 Buckner, D. 27-yard pass from Scott, M. (Bonano kick); 6-81-2:14

ARIZ 1:46 Jenkins, D. 5-yard run (Bonano kick); 10-80-4:14

Fourth Quarter

ARIZ 10:42 Willet, S. 17-yard pass from Scott, M. (Bonano kick); 14-87-4:07

ARIZ 5:58 Baker, J. 4-yard run (Bonano kick); 8-72-3:06

TEAM STATS

Category	S.C. State	Arizona
FIRST DOWNS	8	43
RUSHES-YARDS (NET)	29-65	56-323
PASSING YDS (NET)	89	366
Passes Att-Comp-Int	25-12-1	46-36-0
TOTAL OFFENSE PLAYS-YARDS	54-154	102-689
Fumble Returns-Yards	0-0	0-0
Punt Returns-Yards	0-0	3-4
Kickoff Returns-Yards	2-38	0-0
Interception Returns-Yards	0-0	1-0
Punts (Number-Avg)	10-37.5	1-44.0
Fumbles-Lost	1-0	2-1
Penalties-Yards	11-107	4-34
Possession Time	24:58	35:02
Third-Down Conversions	2 of 13	9 of 14
Fourth-Down Conversions	1 of 1	2 of 3
Red-Zone Scores-Chances	0-0	7-9
Sacks By: Number-Yards	0-0	1-10

INDIVIDUAL STATS

RUSHING: SCST-PENDERGRASS, Jul 5-24; CUE, Richard 9-22; SIMMONS, Jalen 9-17; FREEMAN-Lewis, D 1-3; MCDONALD, Tyler 1-2; MERRILL, Chris 3-2; ELMORE, Lennel 1-minus 5. **Arizona**-Jenkins, D. 12-76; Carey, K. 13-71; Scott, M. 9-61; Baker, J. 10-44; Taylor, E. 8-42; Butler, K. 2-14; Morrison, R. 1-8; Denker, B. 1-7.

PASSING: SCST-CUE, Richard 12-25-1-89.

Arizona-Scott, M. 30-36-0-288; Denker, B. 6-10-0-78.

RECEIVING: SCST-MCDONALD, Tyler 4-47; ELMORE, Lennel 3-17; DAVIS, Caleb 2-12; PENDERGRASS, Jul 1-7; LLOYD, Marcus 1-6; BARNES, Trent 1-0. **Arizona**-Buckner, D. 6-85; Hill, A. 5-56; Slavin, T. 5-48; Jackson, J. 5-43; Morrison, R. 4-25; Willet, S. 2-48; Tutogi, T. 2-17; Richards, D. 2-14; Miller, T. 2-11; Carey, K. 1-11; Wharton, G. 1-6; Jenkins, D. 1-2.

INTERCEPTIONS: SCSTATE-None. **Arizona**-McKnight, J. 1-0.

FUMBLES: SCST-CUE, Richard 1-0. **Arizona**-Morrison, R. 2-1.

SACKS (UA-A): SCST-None. **Arizona**-Conwell, D. 1-0.

Game 3

South Carolina State 0
24) Arizona 56

Sept. 15, 2012 // Tucson, Ariz. // Arizona Stadium (43,919)
Start: 7:37 p.m. // TOG: 2:59 // Weather: 83 degrees, clear, calm

☒ **TUCSON, Ariz. (AP)** — South Carolina State had trouble stopping No. 24 Arizona's offense, allowing the Wildcats to run a whopping 102 plays.

It was just as bad for the Bulldogs on offense, maybe even worse.

Overmatched against the bigger, faster Wildcats, South Carolina State managed just eight first downs in a 56-0 loss to Arizona on Saturday night.

Arizona knocked off No. 18 Oklahoma State last week and opens the Pac-12 next weekend at No. 4 Oregon. Sandwiched in between was a game against the Bulldogs, one the Wildcats couldn't afford to take lightly.

They didn't.

Instead of a letdown as coach Rich Rodriguez feared, Arizona (3-0) handled a from the Football Championship Subdivision as any good program would, racing out to a 28-0 lead by halftime and a school-record 43 first downs overall.

Matt Scott threw for 288 yards and three touchdowns on 30-of-36 passing, and added a 10-yard scoring run in another stellar performance to start his senior season.

Arizona's try-to-keep-up-with-us offense ran a school-record 102 plays and had 689 total yards, two short of another record.

The defense was just as dominant, holding South Carolina State (1-2) to 154 total yards for its first shutout in four years.

Yep, this was just the kind of confidence-building tuneup the Wildcats needed before heading to rowdy Autzen Stadium for their first road game of the season.

South Carolina State had little chance against Arizona's athleticism, unable to top the Wildcats from marching down the field or get anything going on offense.

The Bulldogs failed to crack double-digits in first downs and had virtually no running game, gaining 65 yards on 29 carries. Quarterback Richard Cue trouble against Arizona's speedy defenders, badly missing several receivers while going 12 for 25 for 89 yards with an interception.

After rolling over Oklahoma State 59-38 last week, the Wildcats moved into The Associated Press poll for the first time in nearly two years.

They needed an easy win with a tough Pac-12 run coming up next. After the Ducks next weekend, Arizona plays a conference schedule that includes No. 2 Southern California, No. 21 Stanford, No. 22 UCLA and rival Arizona State.

The Wildcats had no trouble moving the ball against the Bulldogs, but did have a little problem getting out of their own way in the early going.

Arizona raced to a touchdown on its first possession, Scott capping it with a 15-yard touchdown pass to Richard Morrison.

Moving quickly again, the Wildcats lost the ball near midfield when Morrison fumbled and the Bulldogs recovered. Another fast-moving drive ended with John Bonano, the reigning Pac-12 special teams player of the week, pushing a 25-yard field goal wide right.

Those turned out to be just blips in the Wildcats' march of dominance.

Scott hit Taimi Tutogi on a 14-yard touchdown to open the second quarter after the Bulldogs bit hard on a play-action fake. Ka'Deem Carey capped the next drive with a 7-yard touchdown run around the right end.

Scott closed out the impressive first half by pinballing off several defenders into the end zone for a 10-yard run that made it 28-0.

Scott, who entered the game tied with Syracuse's Ryan Nassib for the national lead with 836 total yards, threw for 175 yards and ran for 61 more in the first half.

Arizona's offense had 323 yards by halftime and its defense held South Carolina State to 69.

If it wasn't over already, the Wildcats made sure in the third quarter, when Scott hit Dan Buckner on a 27-yard touchdown pass and Jenkins carried half of South Carolina State's defense with him on a 5-yard scoring run that made it 42-0.

By then, pretty much all of Arizona's starters were on the sideline, resting up for what will certainly be a much tougher task against the fast-flying Ducks.

The Wildcats will at least go there on a high instead of coming off letdown after taking care of the Bulldogs.

SCORING BY QUARTER

	1	2	3	4	Final
Arizona	0	0	0	0	0
Oregon	7	6	15	21	49

SCORING SUMMARY

First Quarter

ORE 05:42 Hawkins, D. 17 yd pass from Mariota, M. (Beard, R. kick); 10-88, 2:45

Second Quarter

ORE 05:55 Beard, Rob 27 yd field goal; 17-62, 5:21

ORE 00:28 Beard, Rob 41 yd field goal; 16-50, 3:31

Third Quarter

ORE 06:41 Lyerla, Colt 1 yd run (Beard pass from Rice, J.); 3-37, 0:39

ORE 01:01 Addison, Bralon 55 yd pass from Mariota, M. (Beard, R. kick); 2-57, 0:34

Fourth Quarter

ORE 14:08 Ekpre-Olomu, I. 54 yd interception return (Beard, Rob kick)

ORE 04:02 Bennett, Bryan 8 yd run (Beard, Rob kick); 12-86, 6:35

ORE 03:53 Hill, Troy 29 yd interception return (Beard, Rob kick)

TEAM STATS

Category	Arizona	Oregon
FIRST DOWNS	19	25
RUSHES-YARDS (NET)	32-89	53-228
PASSING YDS (NET)	243	267
Passes Att-Comp-Int	52-27-4	36-21-1
TOTAL OFFENSE PLAYS-YARDS	84-332	89-495
Fumble Returns-Yards	0-0	0-0
Punt Returns-Yards	0-0	2-38
Kickoff Returns-Yards	7-116	1-3
Interception Returns-Yards	1-23	4-99
Punts (Number-Avg)	6-44.0	4-44.5
Fumbles-Lost	2-1	5-2
Penalties-Yards	5-51	8-74
Possession Time	26:27	33:33
Third-Down Conversions	6 of 17	9 of 19
Fourth-Down Conversions	0 of 4	1 of 2
Red-Zone Scores-Chances	0-5	5-5
Sacks By: Number-Yards	0-0	1-8

INDIVIDUAL STATS

RUSHING: *Arizona*-Carey, K. 21-79; Scott, M. 5-9; Jenkins, D. 3-4; Denker, B. 1-3; Morrison, R. 1-1; Dugandzic, K. 1-minus 7. *Oregon*-Barner, Kenjon 20-86; Lyerla, Colt 7-63; Thomas, De. 12-48; Mariota, Marcus 5-17; Bennett, Bryan 3-12; Marshall, Byron 3-10; Forde, Ayele 2-8; TEAM 1-minus 16.

PASSING: *Arizona*-Scott, M. 22-44-3-210; Denker, B. 5-8-1-33.

Oregon-Mariota, Marcus 20-35-1-260; Bennett, Bryan 1-1-0-7.

RECEIVING: *Arizona*-Richards, D. 7-50; Hill, A. 6-50; Carey, K. 4-37; Buckner, D. 3-42; Jackson, J. 3-34; Morrison, R. 2-14; Slavin, T. 1-9; Jenkins, D. 1-7. *Oregon*-Stanford, D. 5-41; Addison, Bralon 3-83; Lyerla, Colt 2-53; Barner, Kenjon 2-29; Hawkins, Daryle 2-25; Murphy, Will 2-13; Dungy, Eric 2-11; Thomas, De. 2-11; Lowe, Keanon 1-1.

INTERCEPTIONS: *Arizona*-McKnight, J. 1-23. *Oregon*-Ekpre-Olomu, I. 2-54; Hill, Troy 1-29; Alonso, Kiko 1-16.

SACKS (UA-A): *Arizona*-None. *Oregon*-Clay, Michael 1-0.

Game 4

22) Arizona 0

3) Oregon 49

Sept. 22, 2012 // Eugene, Ore. // Autzen Stadium (58,334)
Start: 7:36 p.m. // TOG: 3:19 // Weather: 65 degrees, cloudy, drizzle

EUGENE, Ore. (AP) — Redshirt freshman Marcus Mariota threw for 260 yards and two touchdowns, including a 55-yard scoring pass to freshman Bralon Addison late in the third quarter, and No. 3 Oregon beat No. 22 Arizona 49-0 Saturday night.

Billed as an offensive juggernaut between the Pac-12's fastest scoring teams, Oregon didn't find its stride until the second half — and Arizona never did — and the Ducks (4-0, 1-0) got their seventh straight conference-opening victory.

Much had been made about the meeting between the quick-striking Ducks under Chip Kelly and Arizona's spread offense under no-huddle, up-tempo pioneer Rich Rodriguez. Oregon went into it the averaging 54 points per game, while Arizona wasn't far behind with an average of a little more than 46 points.

However, Arizona (3-1, 0-1) couldn't find the end zone and quarterback Matt Scott, a fifth-year senior who spent the last two seasons behind Nick Foles, passed for 210 yards but was intercepted three times — one returned for a touchdown.

The game got off to a sloppy start as Oregon failed on fourth down and each team turned the ball over before Mariota found Daryle Hawkins with a 17-yard touchdown pass midway through the first quarter.

Arizona got as close as the 2-yard line on the next series, but couldn't punch it in and turned the ball over on downs. The Wildcats' struggles continued when John Bonano's 31-yard field goal was blocked early in the second quarter.

Rob Beard hit a 27-yard field goal to increase Oregon's advantage to 10-0. It was the Ducks' first FG of the season. Beard added a 41-yarder late in the first half to make it 13-0 at the break.

While both offenses appeared to sputter at times, defenses made the difference in the first half. Oregon's hybrid 3-4 under longtime defensive coordinator Nick Aliotti held the Wildcats to 141 yards in total offense in the first 30 minutes. Meanwhile, Arizona's new 3-3-5 defense kept the normally prolific Ducks from piling on points.

There was more of the same to open the second half, and the first two possessions by both teams ended in punts.

But then the Ducks started rolling. De'Anthony Thomas returned Arizona's third-straight punt 38 yards, setting up a 35-yard pass to Colt Lyerla, who finished it off with a 1-yard touchdown run. The drive took just three plays and 29 seconds.

Kiko Alonso intercepted Scott, leading to Mariota's long TD pass to Addison, before Ifo Ekpre-Olomu ran his interception back 54 yards to make it 35-0.

Bryan Bennett added an 8-yard scoring run with 4:02 left in the game before Troy Hill intercepted Scott's backup, B.J. Denker, for a 29-yard touchdown and the final margin.

Arizona opened coach Rodriguez's tenure with a victory over Toledo before upsetting then-No. 18 Oklahoma State 59-38 in their second game. Last weekend in a 56-0 win over South Carolina State, the Wildcats ran a school-record 102 offensive plays.

The Wildcats were the first big test for Oregon, which opened the season with victories over Arkansas State, Fresno State and lower-division Tennessee Tech.

Before this season, Arizona hadn't been ranked in the AP Top 25 since November 2010, when the No. 20 Wildcats were knocked out with a 48-29 loss to the then-No. 1 Ducks.

Last season, Oregon defeated Arizona 56-31 in Tucson.

Oregon's last shutout of Arizona came in 1964, when the Ducks won 21-0 at Hayward Field in Eugene.

SCORING BY QUARTER

	1	2	3	4	Final
Oregon State	7	10	7	14	38
Arizona	0	7	21	7	35

SCORING SUMMARY

First Quarter

OSU 02:05 Wheaton, Markus 2 yd pass from Mannion, S. (Romaine kick); 9-83, 4:01

Second Quarter

OSU 10:59 Romaine, Trevor 30 yd field goal; 10-84, 4:01

OSU 06:10 Anderson, Tyler 1 yd run (Romaine kick); 7-77, 3:01

ARIZ 03:29 Carey, K. 1 yd run (Bonano, J. kick); 9-85, 2:34

Third Quarter

ARIZ 11:22 Hill, A. 3 yd pass from Scott, M. (Bonano, J. kick); 10-91, 3:31

ARIZ 08:48 Carey, K. 24 yd run (Bonano, J. kick); 3-52, 1:00

OSU 04:25 Woods, Storm 1 yd run (Romaine kick); 7-50, 2:50

ARIZ 00:19 Buckner, D. 16 yd pass from Scott, M. (Bonano, J. kick); 4-40, 1:06

Fourth Quarter

OSU 08:35 Wheaton, M. 20 yd pass from Mannion, S. (Romaine kick); 7-86, 2:04

ARIZ 05:34 Hill, A. 7 yd pass from Scott, M. (Bonano, J. kick); 10-75, 3:01

OSU 01:09 Hamlett, C. 9 yd pass from Mannion, S. (Romaine kick); 10-75, 4:25

TEAM STATS

Category	Oregon State	Arizona
FIRST DOWNS	30	28
RUSHES-YARDS (NET)	43-180	23-142
PASSING YDS (NET)	433	403
Passes Att-Comp-Int	45-29-0	53-31-2
TOTAL OFFENSE PLAYS-YARDS	88-613	76-545
Fumble Returns-Yards	0-0	0-0
Punt Returns-Yards	0-0	2-12
Kickoff Returns-Yards	2-35	3-43
Interception Returns-Yards	2-4	0-0
Punts (Number-Avg)	5-45.2	5-46.8
Fumbles-Lost	1-1	2-0
Penalties-Yards	10-94	6-59
Possession Time	36:41	23:19
Third-Down Conversions	7 of 16	4 of 10
Fourth-Down Conversions	0 of 0	0 of 0
Red-Zone Scores-Chances	6-7	4-5
Sacks By: Number-Yards	2-12	2-13

INDIVIDUAL STATS

RUSHING: *Oregon State*-Woods, Storm 29-161; Ward, Terron 4-22; Agnew, Malcolm 2-9; Anderson, Tyler 2-2; Wheaton, Markus 2-2; *TEAM* 2-minus 3; Mannion, Sean 2-minus 13. *Arizona*-Carey, K. 17-115; Scott, M. 5-29; Morrison, R. 1-minus 2.

PASSING: *Oregon State*-Mannion, Sean 29-45-0-433. *Arizona*-Scott, M. 31-53-2-403.

RECEIVING: *Oregon State*-Wheaton, Markus 10-166; Cooks, Brandin 9-149; Woods, Storm 4-42; Cummings, Kevin 3-52; Prince, Colby 2-15; Hamlett, Connor 1-9.

Arizona-Hill, A. 8-74; Buckner, D. 6-119; Slavin, T. 5-73; Carey, K. 4-68; Morrison, R. 4-30; Richards, D. 2-28; Bachman, A. 1-10; Tutogi, T. 1-1.

INTERCEPTIONS: *Oregon State*-Reynolds, R. 1-4; Poyer, Jordan 1-0. *Arizona*-None.

FUMBLES: *Oregon State*-Woods, Storm 1-1. *Arizona*-Morrison, R. 1-0; Scott, M. 1-0.

SACKS (UA-A): *Oregon State*-Crichton, Scott 1-0; Robinson, R. 1-0. *Arizona*-Flowers, M. 1-0; Jackson, S. 1-0.

Game 5

18) Oregon State 38

Arizona..... 35

Sept. 29, 2012 // Tucson, Ariz. // Arizona Stadium (44,153)

Start: 7:08 p.m. // TOG: 3:35 // Weather: 86 degrees, clear

TUCSON, Ariz. -- A momentum-swinging game hanging in the balance, Oregon State coach Mike Riley pulled out a play he had been saving all game.

So what if he would have liked more space to run it. This was the time to do -- and it couldn't have worked out any better.

Sean Mannion threw for a career-high 433 yards and hit Connor Hamlett on a 9-yard pass with 1:09 left for his third touchdown, lifting No. 18 Oregon State to wild 38-35 win over Arizona Saturday night.

Oregon State (3-0, 1-1 Pac-12) took a 17-0 lead, Arizona charged back and the teams traded scores in the second half of a game filled with big plays and 1,158 yards of combined offense.

Arizona (3-2, 0-1 Pac-12) landed a big blow in the can-you-top this second half, going up 35-31 with 5:34 left when Matt Scott hit Austin Hill on a 7-yard touchdown. The problem was that it left too much time for Mannion.

Knowing his team had moved the ball all game against the Wildcats, the calm-and-cool sophomore guided the Beavers 75 yards down the field in 10 plays. Facing a third-and-5 with just over a minute left, Mannion called out a play that sent one receiver into the left flat and Hamlett down the sideline. Arizona's defenders followed the receiver in the flat and Mannion whipped a pass to Hamlett, who slipped just inside the pylon for the winning score.

Mannion finished 29 of 45 for the fifth-most passing yards in school history while setting a career high for the second week. He hit Markus Wheaton 10 times for 166 yards and a pair of touchdowns, and Brandin Cooks nine times for 149 yards.

Storm Woods added for 161 yards and a touchdown for the Beavers, off to their first 3-0 start since 2002. Arizona nearly kept up with them.

Scott fought through a sprained ankle in the second half to throw for a career-high 403 yards and three touchdowns, but had two interceptions, including one near midfield in the final minute. Ka'Deem Carey ran for 115 yards and two touchdowns. Dan Buckner caught six passes for 119 yards and a score.

It wasn't enough for Arizona, which has lost two straight after opening 3-0.

Mannion was sharp early, hitting Cooks on a 57-yard pass in the first quarter to set up a 2-yard touchdown pass to Wheaton in the back of the end zone.

Next series, Mannion hit Wheaton for a 51-yard gain, leading to Trevor Romaine's 30-yard field goal.

Mannion found Kevin Cummings next, on a 38-yard pass to position Tyler Anderson for a 1-yard touchdown dive that put the Beavers up 17-0.

Arizona's offense tried to answer after sputtering early.

The Beavers bogged Arizona down in the first quarter and held when the Wildcats had their first sustained drive, which ended with John Bonano pushing a 30-yard field goal wide right after Scott was called for intentional grounding.

That wasn't a good sign for the Wildcats, who went 0-for-6 in the red zone in a 49-0 loss to Oregon last week.

Arizona managed to end its red-zone woes late in the second quarter, though, when the officials checked the replay to see if Carey fumbled at the 1-yard line and determined he actually went into the end zone for a score that cut Oregon State's lead to 17-7.

Arizona kept rolling on its opening drive of the second half, quickly marching 91 yards in 10 plays for a 3-yard pass from Scott to Hill.

The Wildcats needed a minute to score again, this one a 24-yard run up the middle by Carey, who carried a couple of Oregon State defenders into the end zone with him to put Arizona up 21-17.

Scott made a mistake on the next drive, when Jordan Poyer missed an interception at midfield, then got it when the ball caromed off Richard Morrison. That set up a 1-yard touchdown run by Woods to give Oregon State the lead back.

Woods followed with a mistake of his own, losing a fumble at Oregon State's 40. Scott then threw to the corner of the end zone to Buckner, who's over-the-shoulder, 16-yard TD catch put the Wildcats up 28-24.

Mannion's turn was next. Using a pump fake, he got the entire right side of Arizona's defense to bite and winged a 20-yard touchdown to Wheaton that put the Beavers back out front.

Scott answered, marching the Wildcats for a 7-yard touchdown pass to Hill, who dived in the final yard to make it 35-31.

He just left too much time for Mannion and the Beavers, who head home to play Washington State next week with plenty of momentum on their side.

SCORING BY QUARTER

	1	2	3	4	OT	Final
Arizona	0	13	20	15	0	48
Stanford	7	7	20	14	6	54

SCORING SUMMARY

First Quarter

STAN 9:28 Ertz, Z 11 yd pass from Nunes, J (Williamson, J kick); 11-65, 5:32

Second Quarter

ARIZ 12:06 Carey, K. 13 yd run (Bonano, J. kick); 12-81, 2:54
 ARIZ 6:20 Bonano, J. 33 yd field goal; 17-64, 4:29
 STAN 2:48 Toilolo, L 12 yd pass from Nunes, J (Williamson, J kick); 8-75, 3:32
 ARIZ 0:15 Bonano, J. 33 yd field goal; 13-60, 2:33

Third Quarter

ARIZ 13:06 Carey, K. 1 yd run (Bonano, J. kick); 7-75, 1:54
 STAN 10:51 Nunes, J 2 yd run (Williamson, J kick); 5-85, 2:09
 ARIZ 8:17 Hill, A. 12 yd pass from Scott, M. (Bonano, J. kick); 9-75, 2:34
 STAN 2:28 Taylor, S 6 yd run (Williamson, J kick); 7-90, 2:44
 ARIZ 1:11 Hill, A. 17 yd pass from Scott, M. (Scott, M. pass failed); 5-75, 1:17
 STAN 0:28 Young, K 55 yd run (Nunes, J pass failed); 2-70, 0:36

Fourth Quarter

ARIZ 12:29 Carey, K. 8 yd run (Hill, A. pass from Scott, M.); 10-75, 2:59
 ARIZ 9:13 Miller, T. 10 yd pass from Scott, M. (Bonano, J. kick); 6-45, 2:19
 STAN 6:34 Nunes, J 1 yd run (Williamson, J kick); 9-60, 2:32
 STAN 0:45 Nunes, J 3 yd run (Williamson, J kick); 14-79, 4:58

Overtime

STAN Taylor, S 21 yd run; 2-25, 0:00

TEAM STATS

Category	Arizona	Stanford
FIRST DOWNS	38	27
RUSHES-YARDS (NET)	34-126	43-257
PASSING YDS (NET)	491	360
Passes Att-Comp-Int	69-45-1	34-21-0
TOTAL OFFENSE PLAYS-YARDS	103-617	77-617
Fumble Returns-Yards	0-0	0-0
Punt Returns-Yards	1-6	1-6
Kickoff Returns-Yards	1-13	6-140
Interception Returns-Yards	0-0	1-0
Punts (Number-Avg)	4-42.2	4-54.2
Fumbles-Lost	0-0	2-1
Penalties-Yards	8-53	7-50
Possession Time	28:21	31:39
Third-Down Conversions	10 of 19	7 of 14
Fourth-Down Conversions	2 of 2	2 of 2
Red-Zone Scores-Chances	8-9	6-6
Sacks By: Number-Yards	1-3	3-17

INDIVIDUAL STATS

RUSHING: *Arizona*-Carey, K. 29-132; Scott, M. 5-minus 6. *Stanford*-Taylor, S 31-142; Young, K 1-55; Nunes, J 7-33; Wright, R 1-15; Seale, R 3-12.

PASSING: *Arizona*-Scott, M. 45-69-1-491. *Stanford*-Nunes, J 21-34-0-360.

RECEIVING: *Arizona*-Hill, A. 11-165; Jackson, J. 10-75; Buckner, D. 8-91; Carey, K. 7-68; Miller, T. 3-37; Tutogi, T. 3-25; Jenkins, D. 1-17; Slavin, T. 1-13; Morrison, R. 1-0. *Stanford*-Ertz, Z 6-64; Toilolo, L 5-141; Terrell, D 3-58; Montgomery, T 3-29; Patterson, J R 2-71; Young, K 1-4; Taylor, S 1-minus 7.

INTERCEPTIONS: *Arizona*-None. *Stanford*-Thomas, C 1-0.

FUMBLES: *Arizona*-None. *Stanford*-Terrell, D 1-0; Montgomery, T 1-1.

SACKS (UA-A): *Arizona*-Hobson, H. 0-1; Taula, K. 0-1. *Stanford*-Gardner, B 1-0; Lancaster, J 1-0; Parry, D 1-0.

Game 6

Arizona..... 48 OT
 18) Stanford 54

Oct. 6, 2012 // Palo Alto, Calif. // Stanford Stadium (48,204)
 Start: 12:05 p.m. // TOG: 3:51 // Weather: Upper 60s, Partly Cloudy

STANFORD, Calif. -- Josh Nunes bailed out Stanford's defense for a change and started to erase doubts about whether he's the right man to replace Andrew Luck after all.

Nunes threw for a career-high 360 yards and two touchdowns and ran for three more scores, rallying No. 18 Stanford from a two-touchdown deficit to stun Arizona 54-48 in overtime Saturday.

Chase Thomas intercepted a tipped pass by Matt Scott in the extra period and Stepfan Taylor ran for a 21-yard touchdown two plays later to end a week of second-guessing Nunes with a wild celebration in the Cardinal (4-1, 2-1 Pac-12) side of the north end zone.

The offense failed to find the end zone in a 17-13 loss at Washington last week. Nunes underthrew several passes or misfired completely, and critics began to mount enough for Shaw to open his weekly news conference defending his new quarterback and boldly calling any question about a change "asinine."

Nunes followed his coach's words with his most solid game of the season. He completed 21 of 34 passes, scrambled for first downs and -- most importantly -- offset Scott's record-setting performance.

Scott completed 45 of 69 passes -- both school records -- for 491 yards and three touchdowns until Henry Anderson tipped his final pass in overtime that Thomas intercepted. Arizona (3-3, 0-3) amassed 617 total yards -- same as Stanford -- but lost for the third straight game and is still winless in conference play.

For most of the afternoon, the Wildcats scored at will and looked more like the team that beat Oklahoma State to start 3-0 than the one that lost to Oregon and Oregon State the previous two weeks. Facing its third straight ranked opponent, Arizona's aerial attack shredded Stanford's defense in a way few have the past few seasons.

The Wildcats became the first team to eclipse 400 yards passing against the Cardinal since Oklahoma in the 2009 Sun Bowl. The Sooners threw for 418 yards in that 31-27 win over the Cardinal.

Arizona's defense couldn't hold up when it counted.

Nunes ran his second short touchdown to trim Arizona's lead to 48-41 with 6:34 remaining. The Cardinal held the Wildcats to only their third three-and-out on the next possession, and Nunes led a drive that will help ease concerns about Luck's successor.

The redshirt junior ran for 16 yards on third-and-7 from midfield, threw 17 yards to tight end Zach Ertz on fourth-and-9 from Arizona's 20 and ran for the tying touchdown with 45 seconds left in regulation.

This time, Stanford's offense showed some fight from the start.

Taylor, who finished with 142 yards rushing and two touchdowns, ran for 35 yards on seven carries before Nunes lofted an 11-yard touchdown pass to Ertz in the corner of the end zone to give the Cardinal a 7-0 lead on the game's first possession.

While the offense finally found its rhythm, Stanford's defense struggled to slow down Arizona's up-tempo style.

Ka'Deem Carey ran for 13 yards for the first of his three touchdowns, and John Bonano kicked a 34-yard field goal to give the Wildcats a 10-7 lead later in the second quarter.

Nunes stayed steady and sharp, finding Levine Toilolo for a 12-yard touchdown pass to put Stanford back ahead 14-10. Bonano kicked a 33-yard field goal to slice Stanford's lead to 14-13 at half.

The pace picked up even more following the break.

Scott threaded a 27-yard strike to Terrence Miller inches short of the goal line that set up Carey's short touchdown run to put Arizona in front 20-14 less than 2 minutes into the third quarter.

Although the Cardinal prefer to play grind-it-out games and control the clock, Arizona simply wouldn't let them.

The teams traded touchdowns for most of the second half until Jourdon Grandon stripped Ty Montgomery after a 16-yard catch early in the fourth quarter. Arizona recovered and took over at Stanford's 45.

Scott quickly led the offense down field and hooked up with Miller for a 10-yard completion that gave the Wildcats a 48-34 lead -- the biggest either side had all afternoon. Scott nearly set the school passing record set by Willie Tuitama, who threw for a school-record 510 yards in a 48-41 win over Washington on Oct. 27, 2007.

SCORING BY QUARTER

	1	2	3	4	Final
Washington	3	14	0	0	17
Arizona	10	21	14	7	52

SCORING SUMMARY

First Quarter

UW 9:49 Coons, Travis 43 yd field goal; 14-55, 5:11
 ARIZ 7:48 Richards, D. 27 yd pass from Scott, M. (Bonano, J. kick); 7-75, 1:55
 ARIZ 0:06 Bonano, J. 24 yd field goal; 10-81, 2:55

Second Quarter

ARIZ 8:19 Scott, M. 1 yd run (Bonano, J. kick); 11-41, 3:46
 ARIZ 4:43 Wharton, G. 33 yd pass from Scott, M. (Bonano, J. kick); 10-62, 2:38
 UW 3:41 SeferianJenkins 6 yd pass from Price, Keith (Coons kick); 5-75, 1:02
 ARIZ 2:37 Hill, A. 53 yd pass from Scott, M. (Bonano, J. kick); 3-75, 1:04
 UW 0:13 Sankey, Bishop 1 yd run (Coons, Travis kick); 3-3, 0:14

Third Quarter

ARIZ 12:23 Hill, A. 17 yd pass from Scott, M. (Bonano, J. kick); 6-43, 2:21
 ARIZ 09:35 Morrison, R. 63 yd punt return (Bonano, J. kick)

Fourth Quarter

ARIZ 11:32 Carey, K. 2 yd run (Bonano, J. kick); 8-46, 5:00

TEAM STATS

Category	Washington	Arizona
FIRST DOWNS	23	25
RUSHES-YARDS (NET)	29-124	49-277
PASSING YDS (NET)	256	256
Passes Att-Comp-Int	52-29-2	22-14-1
TOTAL OFFENSE PLAYS-YARDS	81-380	71-533
Fumble Returns-Yards	0-0	0-0
Punt Returns-Yards	0-0	1-63
Kickoff Returns-Yards	3-60	1-17
Interception Returns-Yards	1-47	2-72
Punts (Number-Avg)	6-33.5	2-41.0
Fumbles-Lost	1-1	2-1
Penalties-Yards	10-100	8-75
Possession Time	32:26	27:34
Third-Down Conversions	5 of 17	6 of 12
Fourth-Down Conversions	2 of 3	2 of 2
Red-Zone Scores-Chances	2-4	4-4
Sacks By: Number-Yards	0-0	4-31

INDIVIDUAL STATS

RUSHING: *Washington*-Sankey, Bishop 19-87; Taylor, Kendyl 3-47; Price, Keith 7-minus 10. *Arizona*-Carey, K. 29-172; Scott, M. 8-43; Baker, J. 4-28; Jenkins, D. 6-21; Denker, B. 2-13.

PASSING: *Washington*-Price, Keith 29-52-2-256. *Arizona*-Scott, M. 14-22-1-256.

RECEIVING: *Washington*-SeferianJenkins 8-110; Williams, Kasen 8-80; Sankey, Bishop 6-32; Taylor, Kendyl 3-13; Mickens, Jaydon 2-13; Hartvigson, M. 1-6; Bruns, Cody 1-2. *Arizona*-Buckner, D. 5-86; Wharton, G. 3-59; Hill, A. 2-70; Richards, D. 2-35; Tutogi, T. 1-4; Carey, K. 1-2.

INTERCEPTIONS: *Washington*-Feeney, Travis 1-47. *Arizona*-Bondurant, T. 1-43; Grandon, J. 1-29.

FUMBLES: *Washington*-Price, Keith 1-1. *Arizona*-Scott, M. 1-0; Carey, K. 1-1.

SACKS (UA-A): *Washington*-None. *Arizona*-Gilbert, R. 1-1; Tutogi, T. 1-0; Hobson, H. 0-1; Flowers, M. 1-0.

Game 7

Washington 17

Arizona..... 52

Oct. 20, 2012 // Tucson, Ariz. // Arizona Stadium (50,148)

Start: 7:06 p.m. // TOG: 3:13 // Weather: Upper 70s, clear

TUCSON, Ariz. -- Matt Scott threw for 256 yards and four touchdowns, Ka'Deem Carey ran for 172 yards and Arizona raced out of its bye week with a 52-17 rout over Washington Saturday night.

Arizona (4-3, 1-3 Pac-12) went into its bye worn down and beaten up after three straight losses to ranked opponents.

Refreshed and mostly recuperated, the Wildcats had their way with Washington's defense from the opening drive, edipsing 500 total yards (533) for the sixth time this season.

Scott finished 14 of 22, throwing two touchdowns to Austin Hill, and ran for another score. Carey scored on a 2-yard run, and Richard Morrison added a 63-yard touchdown on a punt return to give coach Rich Rodriguez his first Pac-12 win.

Washington (3-4, 1-3) had no chance against Arizona's fast-paced offense, and quarterback Keith Price had another so-so game in the Huskies' third straight loss.

Price matched Scott with 256 yards passing, but his line didn't look quite as good, needing 52 attempts to get there and with two interceptions to offset his one touchdown.

Washington played a brutal schedule the first half of the season, facing four teams in the top 11 of the AP poll. The Huskies were run over in two of those, on the road against LSU and Oregon, but beat Stanford and stayed close to USC last week despite four turnovers and a blocked punt.

It didn't figure to get any easier against Arizona and its go-all-the-time offense, particularly since it didn't go so well the last time the Huskies faced an up-tempo team.

Of course, that was against arguably the fastest team in the country, No. 2 Oregon, which ran past them for a 52-21 victory.

Preparing for a no-huddle team and seeing one live should have helped the Huskies against Arizona, which had run more plays than all but one team before its bye week.

It didn't.

Snapping the ball almost as soon as the officials placed it, the Wildcats picked Washington's defense apart behind Carey's quick-burst running and Scott's pinpoint passing.

Scott set Pac-12 records for completions (45) and attempts (69) while throwing for 491 yards and three touchdowns in Arizona's 54-48 loss to Stanford two weeks ago.

The fifth-year senior didn't have to work quite as hard against Washington.

He opened by getting two Washington defenders to bite on a pump fake to set up a floating, 27-yard touchdown pass to David Richards.

Scott did it next with his legs, scoring on a 1-yard run, then his arm, finding Garic Wharton on a 33-yard touchdown pass on fourth-and-3 to put Arizona up 24-3. He also had a quick answer to Washington's first touchdown -- a 6-yard pass from Price to Austin Seferian-Jenkins -- by hitting Hill on a 53-yard touchdown.

Scott's only real mistake came in the closing seconds of the first half, when he was hit, and his fluttering pass was picked off by Washington linebacker Travis Feeney at midfield. He rumbled to the 3-yard line, setting up Bishop Sankey's 1-yard touchdown run that cut Arizona's lead to 31-17 at halftime.

The miscue did little to slow the Wildcats down.

Arizona gained about 10 yards when

SCORING BY QUARTER

	1	2	3	4	Final
USC	0	21	7	8	36
Arizona	10	3	13	13	39

SCORING SUMMARY

First Quarter

ARIZ 7:20 Jackson, J. 8 yd pass from Scott, M. (Bonano, J. kick), 7-60 1:55
 ARIZ 0:48 Bonano, J. 27 yd field goal, 11-76 3:34

Second Quarter

USC 10:07 Grimble, Xavier 12 yd pass from Barkley, Matt (Heidari kick), 4-84 1:20
 USC 4:36 Lee, Marqise 49 yd pass from Barkley, Matt (Heidari kick), 4-65 1:36
 ARIZ 2:38 Bonano, J. 44 yd field goal, 4-1 0:59
 USC 0:42 Morgan, D.J. 3 yd run (Heidari, Andre kick), 6-79 1:49:33

Third Quarter

USC 10:37 Lee, Marqise 44 yd pass from Barkley, Matt (Heidari kick), 7-87 3:35
 ARIZ 3:56 Scott, M. 10 yd run (Bonano, J. kick), 5-71 1:18
 ARIZ 1:42 Buckner, D. 9 yd pass from Scott, M. (Carey, K. rush failed), 4-37 0:54

Fourth Quarter

ARIZ 10:46 Carey, K. 7 yd run (Scott, M. pass failed), 7-72 3:05
 ARIZ 5:36 Richards, D. 7 yd pass from Scott, M. (Bonano, J. kick), 9-49 3:54
 USC 4:40 Redd, Silas 10 yd run (Lee, Marqise pass from Barkley), 3-27 0:41

TEAM STATS

Category	USC	Arizona
FIRST DOWNS	28	30
RUSHES-YARDS (NET)	26-125	43-219
PASSING YDS (NET)	493	369
Passes Att-Comp-Int	49-31-2	51-27-1
TOTAL OFFENSE PLAYS-YARDS	75-618	94-588
Fumble Returns-Yards	0-0	0-0
Punt Returns-Yards	3-0	1-4
Kickoff Returns-Yards	4-120	1-56
Interception Returns-Yards	1-18	2-14
Punts (Number-Avg)	3-48.7	6-42.8
Fumbles-Lost	3-3	0-0
Penalties-Yards	13-117	14-129
Possession Time	30:02	29:58
Third-Down Conversions	5 of 11	6 of 17
Fourth-Down Conversions	0 of 2	0 of 1
Red-Zone Scores-Chances	3-5	6-7
Sacks By: Number-Yards	0-0	2-7

INDIVIDUAL STATS

RUSHING: USC-Morgan, D.J. 9-63; Redd, Silas 13-57; Barkley, Matt 3-4; Lee, Marqise 1-1. *Arizona*-Carey, K. 28-119; Scott, M. 15-100.

PASSING: USC-Barkley, Matt 31-49-2-493. *Arizona*-Scott, M. 27-50-1-369; Team 0-1-0-0.

RECEIVING: USC-Lee, Marqise 16-345; Woods, Robert 9-93; Grimble, Xavier 2-29; Redd, Silas 2-24; Vainuku, Soma 1-3; Agholor, Nelson 1-minus 1.

Arizona-Hill, A. 10-259; Buckner, D. 7-57; Richards, D. 3-23; Carey, K. 2-8; Slavin, T. 2-3; Jackson, J. 1-8; Wharton, G. 1-7; Tutogi, T. 1-4.

INTERCEPTIONS: USC-Starling, Jawan 1-18. *Arizona*-Flowers, M. 2-14.

FUMBLES: USC-Morgan, D.J. 1-1; Starling, Jawan 1-1; Redd, Silas 1-1. *Arizona*-None.

SACKS (UA-A): USC-None. *Arizona*-McKnight, J. 0-1; Jackson, S. 0-1; Gilbert, R. 1-0.

Game 8

10) USC..... 36

Arizona..... 39

Oct. 27, 2012 // Tucson, Ariz. // Arizona Stadium (47,822)
 Start: 12:35 p.m. // TOG: 4:06 // Weather: Low 80s, Sunny

TUCSON, Ariz. (AP) — His team trailing by 15 in the third quarter, Arizona coach Rich Rodriguez urged his players to show a little life. Even after the Wildcats scored, they — and much of the stadium — remained quiet.

Matt Scott woke them up.

Scott didn't get a chance to play in Arizona's shootout loss to Southern California last year, but sure put his imprint on the rematch, accounting for 469 total yards and four touchdowns in the Wildcats' 39-36 upset of the 10th-ranked Trojans on Saturday.

The Wildcats (5-3, 2-3 Pac-12) had come up short in close games during their first season under Rodriguez and appeared to be headed toward another disappointment as USC receiver Marqise Lee raced past them into the Pac-12 record book.

Scott wouldn't let Arizona come up short again.

The fifth-year senior ran for 100 yards and got Arizona's comeback started with a 10-yard touchdown run late in the third quarter. He threw for 369 yards, 259 of that on 10 catches by Austin Hill, and finished 27 for 50 passing.

Scott capped his day with his third touchdown pass, a 7-yarder to David Richards that put Arizona up 39-28 with just over five minutes left. He was wobbly and unable to play on Arizona's final possession after taking a hard hit, but had already done enough to give the Wildcats their biggest win under Rodriguez.

Marqise Lee had a huge day for USC (6-2, 4-2), eclipsing the Pac-12 record for receiving yards by half-time. He finished with 16 catches for 345 yards and two touchdowns, ending up with 469 all-purpose yards after a couple of big kick returns.

Matt Barkley put up big numbers, too, matching Carson Palmer's school record for 400-yard games with his third, throwing for 493 yards and three touchdowns on 31-of-49 passing.

USC finished with 618 total yards and pulled within three on Silas Redd's 10-yard touchdown in the fourth quarter, but couldn't overcome five turnovers — two on interceptions by Barkley — and 13 penalties for 117 yards.

The Trojans' last shot ended when Barkley's heave on the final play was swatted down, leaving them stuck on 799 wins as a program while putting a huge dent in their national championship hopes.

USC won last year's offensive shootout 48-41, surviving Arizona's second-half comeback thanks to Barkley's school-record 468 yards and four touchdowns passing.

They spent the first half of the rematch trying to get out of their own way.

Barkley threw his two interceptions — and nearly several others — and overthrew tight end Xavier Grimble in the end zone on a fourth down. Redd also lost a fumble in the first half and safety Jawanza Starling lost a fumble on an interception return.

USC also had eight penalties for 79 yards in the first half, including a taunting call against safety T.J. McDonald that extended Arizona's opening drive. Scott capped that by hitting Johnny Jackson on an 8-yard touchdown pass.

Arizona had a few discipline problems of its own.

The Wildcats had a 1-yard touchdown run by Ka'Deem Carey wiped out by a holding call and kicker John Bonano pushed a 37-yard field goal wide right after another hold erased his make from 27 on the first half's final play.

USC shook off its mistakes behind some big plays in the first half by Barkley and Lee.

Barkley connected with Grimble on a 12-yard touchdown early in the second quarter, then found Lee late, hitting him in stride for a 49-yard touchdown that put the Trojans up 14-10.

Lee kept getting open and Barkley kept finding him, setting up a 3-yard touchdown run by D.J. Morgan that put the Trojans up 21-13 late in the second quarter.

Lee opened the second half with a 44-yard touchdown catch to put USC up 28-13 and break the Pac-12 record of 293 yards receiving set by Oregon State's Mike Hass against Boise State in 2004.

So was Scott.

He scored on the 10-yard run, then found Dan Buckner on a 9-yard touchdown pass to pull Arizona within 28-26 after the Wildcats recovered a fumble by Morgan.

Carey scored on a 7-yard touchdown run the next drive, Scott extended the lead to 39-28 with his TD pass to Richards.

Redd scored and USC got ball back for a final drive, but came up short when Arizona knocked Barkley's final heave harmlessly to the turf, giving Arizona its first tight win after disappointing losses Stanford and Oregon State.

SCORING BY QUARTER

	1	2	3	4	Final
Arizona	0	3	7	0	10
UCLA	21	21	10	14	66

SCORING SUMMARY

First Quarter

UCLA 12:27 Franklin, Johna 37 yd run (Fairbairn, Ka'i kick), 9-75 2:33
 UCLA 9:48 Hundley, Brett 6 yd run (Fairbairn, Ka'i kick), 7-34 1:44
 UCLA 3:13 Payton, Jordan 17 yd pass from Hundley, B. (Fairbairn kick), 14-85 5:26

Second Quarter

11:14 UCLA Thigpen, Damien 1 yd run (Fairbairn, Ka'i kick), 3-39 1:19
 06:47 ARIZ Bonano, J. 28 yd field goal, 12-65 4:27
 03:07 UCLA Franklin, Johna 2 yd run (Fairbairn, Ka'i kick), 11-75 3:40
 00:14 UCLA Fauria, Joseph 1 yd pass from Hundley, B. (Fairbairn kick), 6-32 1:44

Third Quarter

09:58 UCLA Fairbairn, Ka'i 25 yd field goal, 10-75 3:30
 07:18 ARIZ Carey, K. 2 yd run (Bonano, J. kick), 12-79 2:36
 05:21 UCLA Fauria, Joseph 28 yd pass from Hundley, Brett (Fairbairn, Ka'i kick)

Fourth Quarter

10:49 UCLA Manfro, Steven 14 yd run (Fairbairn, Ka'i kick), 8-72 2:13
 05:47 UCLA Emesibe, Melvin 1 yd run (Fairbairn, Ka'i kick), 12-60 4:01

TEAM STATS

Category	Arizona	UCLA
FIRST DOWNS	18	36
RUSHES-YARDS (NET)	40-121	63-308
PASSING YDS (NET)	136	303
Passes Att-Comp-Int	30-17-0	30-25-0
TOTAL OFFENSE PLAYS-YARDS	70-257	93-611
Fumble Returns-Yards	0-0	1-38
Punt Returns-Yards	1-2	2-48
Kickoff Returns-Yards	2-42	0-0
Interception Returns-Yards	0-0	0-0
Punts (Number-Avg)	7-42.3	3-44.7
Fumbles-Lost	4-3	3-0
Penalties-Yards	15-124	13-134
Possession Time	26:16	33:44
Third-Down Conversions	3 of 14	8 of 15
Fourth-Down Conversions	1 of 2	1 of 2
Red-Zone Scores-Chances	2-2	8-9
Sacks By: Number-Yards	1-9	4-17

INDIVIDUAL STATS

RUSHING: *Arizona*-Carey, K. 16-54; Jenkins, D. 7-42; Baker, J. 4-8; Denker, B. 8-7; Morrison, R. 2-6; Scott, M. 3-4. *UCLA*-Franklin, Johna 24-162; Manfro, Steven 4-40; James, Jordan 6-37; Emesibe, Melvin 13-29; Thigpen, Damien 6-24; Hundley, Brett 10-16.

PASSING: *Arizona*-Scott, M. 15-25-0-124; Denker, B. 2-5-0-12. *UCLA*-Hundley, Brett 23-28-0-288; Prince, Kevin 2-2-0-15.

RECEIVING: *Arizona*-Hill, A. 5-57; Carey, K. 4-17; Buckner, D. 3-22; Jackson, J. 2-10; Wharton, G. 1-19; Richards, D. 1-7; Jenkins, D. 1-4. *UCLA*-Fauria, Joseph 5-81; Evans, Shaquell 3-43; Payton, Jordan 3-37; Franklin, Johna 3-28; Johnson, Jerry 2-57; Thigpen, Damien 2-7; Fuller, Devin 2-5; James, Jordan 2-4; Manfro, Steven 1-26; Sweet, Logan 1-13; Walker, Kenneth 1-2.

INTERCEPTIONS: *Arizona*-None. *UCLA*-None.

FUMBLES: *Arizona*-Morrison, R. 2-2; Denker, B. 1-1; Dugandzic, K. 1-0. *UCLA*-Hundley, Brett 3-0.

SACKS (UA-A): *Arizona*-Flowers, M. 1-0. *UCLA*-Kendricks, Eric 2-0; McKay, Stan 1-0; Marsh, Cassius 1-0.

Game 9

24) Arizona 10

25) UCLA 66

Nov. 3, 2012 // Pasadena, Calif. // The Rose Bowl (81,673)

Start: 7:37 p.m. // TOG: 3:23 // Weather: 70 degrees, calm

PASADENA, Calif. (AP) -- Johnathan Franklin couldn't stop smiling after becoming UCLA's career rushing leader. The wide grin wasn't just about what he accomplished personally Saturday night at the Rose Bowl.

Franklin gained 162 yards, redshirt freshman Brett Hundley passed for 288 yards and three touchdowns, and UCLA (No. 25 AP) overwhelmed Arizona (No. 22 BCS, No. 24 AP) 66-10 to move into first place in the Pac-12 South.

And that position is something UCLA hasn't experienced in 14 years -- a possible berth in the Rose Bowl game. The Bruins know if they win their final three games plus the Pac-12 championship game that they'll be playing in Pasadena on New Year's Day.

Their confidence should be soaring after such an impressive win against an opponent that seemed poised to give them a hard-fought game. UCLA entered as a three-point favorite.

Franklin entered needing 21 yards to overtake Gaston Green, who gained 3,731 yards from 1984-87.

Franklin moved into the top spot with a 37-yard touchdown run on his third carry, capping a 75-yard, nine-play drive following the opening kickoff that put the Bruins (7-2, 4-2 Pac-12) ahead for good.

Franklin, who carried 24 times and scored twice, raised his career rushing total to 3,873 yards as the Bruins, off to their best start since 2005, raced to a 42-3 halftime lead in snapping a five-game losing streak to the Wildcats (5-4, 2-4) who beat them 48-12 in Tucson last year.

The Bruins called a timeout after Franklin's record-breaking run to allow teammates to congratulate him. The crowd of 81,673 at the Rose Bowl joined in the celebration. Franklin came into the game as the country's seventh-leading rusher.

The 66 points were the most scored by the Bruins since Oct. 4, 1997, when they beat Houston 66-10.

UCLA gained 371 yards of its 611 yards in the first half against a shaky Arizona defense, which came into the game ranked 110th out of 120 teams in total defense.

The Wildcats, ranked fourth nationally in total offense with a 553.6-yard average, gained just 83 of their 257 yards in the opening 30 minutes.

Hundley, who completed 16 straight passes at one stage, finished with 23 completions in 28 attempts without being intercepted.

The win gave the Bruins a better record than crosstown rival Southern California through nine games for the first time since 2001. The 18th-ranked Trojans (6-3, 4-3) lost to No. 2 Oregon 62-51 earlier Saturday.

Arizona's Matt Scott, ranked second nationally in total offense at 386.1 yards per game, completed 15 of 25 passes for 124 yards before being shaken up and leaving the game midway through the third quarter. Scott was unable to finish his team's 39-36 upset of USC last weekend after being injured late in the game.

Regarding the game, Rodriguez said he was embarrassed by his team's performance.

Arizona's Ka'Deem Carey, the country's 12th-leading rusher, was held to 54 yards on 16 carries.

The Bruins took a 21-0 lead before Arizona got a first down, scoring on Franklin's record-setting run, a 6-yard keeper by Hundley seven plays after an 18-yard punt by Kyle Dugandzic gave UCLA the ball at the Wildcats 34-yard line, and a 17-yard pass from Hundley to Jordan Payton that finished an 85-yard drive.

David Allen recovered a muffed punt by Arizona's Richard Morrison at the Wildcats 39-yard line early in the second quarter, and Damien Thigpen scored on a 1-yard run three plays later to make it 28-0.

John Bonano's 28-yard field goal midway through the second period put Arizona on the scoreboard, but Franklin scored on a 2-yard run to cap a 75-yard, 11-play drive. A 36-yard punt return by Randall Goforth to the Arizona 32 set up a 1-yard TD pass from Hundley to Joseph Fauria with 14 seconds left before halftime.

Ka'imi Fairbairn's 25-yard field goal early in the third quarter made it 45-3 before the usually high-scoring Wildcats finally scored a touchdown on Carey's 2-yard run.

B.J. Denker, who relieved Scott, fumbled on his second play and Cassius Marsh recovered for the Bruins. Hundley threw a 28-yard scoring pass to Fauria on the next play to make it 52-10. Steven Manfro scored on a 14-yard run and Melvin Emesibe added a 1-yard plunge in the final period for UCLA.

SCORING BY QUARTER

	1	2	3	4	Final
Colorado	10	7	0	14	31
Arizona	7	21	21	7	56

SCORING SUMMARY

First Quarter

COLO 11:59 Powell, Christia 7 yd run (Oliver, Will kick), 1-7 0:05
 ARIZ 9:01 Carey, K. 10 yd run (Bonano, J. kick), 9-80 2:57
 COLO 0:36 Oliver, Will 18 yd field goal, 15-69 8:18

Second Quarter

ARIZ 13:31 Carey, K. 13 yd run (Bonano, J. kick), 8-64 1:59
 ARIZ 10:30 Carey, K. 30 yd run (Bonano, J. kick), 2-49 0:24
 COLO 2:44 Powell, Christia 1 yd run (Oliver, Will kick), 13-75 7:46
 ARIZ 1:11 Buckner, D. 21 yd pass from Denker, B. (Bonano, J. kick), 6-79 1:28

Third Quarter

ARIZ 13:04 Buckner, D. 9 yd pass from Denker, B. (Bonano, J. kick), 6-73 1:53
 ARIZ 6:47 Carey, K. 8 yd run (Bonano, J. kick), 7-49 2:09
 ARIZ 1:30 Denker, B. 10 yd run (Bonano, J. kick), 2-81 0:28

Fourth Quarter

COLO 13:15 Abron, Donta 10 yd run (Oliver, Will kick), 7-64 3:11
 COLO 10:22 Fernandez, J. 71 yd pass from Wood, Connor (Oliver kick), 3-75 1:05
 ARIZ 8:01 Carey, K. 3 yd run (Bonano, J. kick), 5-88 2:15

TEAM STATS

Category	Colorado	Arizona
FIRST DOWNS	24	21
RUSHES-YARDS (NET)	56-224	38-438
PASSING YDS (NET)	213	136
Passes Att-Comp-Int	20-16-1	14-12-0
TOTAL OFFENSE PLAYS-YARDS	76-437	52-574
Fumble Returns-Yards	0-0	0-0
Punt Returns-Yards	2-20	0-0
Kickoff Returns-Yards	7-103	4-69
Interception Returns-Yards	0-0	1-19
Punts (Number-Avg)	3-40.7	2-41.0
Fumbles-Lost	3-0	1-1
Penalties-Yards	11-89	4-40
Possession Time	41:48	18:12
Third-Down Conversions	6 of 13	3 of 6
Fourth-Down Conversions	1 of 2	1 of 1
Red-Zone Scores-Chances	4-5	7-7
Sacks By: Number-Yards	1-2	2-16

INDIVIDUAL STATS

RUSHING: *Colorado*-Powell, Christia 32-137; Abron, Donta 13-83; Jones, Tony 1-6; Wood, Connor 2-0; Hirschman, Nick 7-minus 1; Schrock, John 1-minus 1.
Arizona-Carey, K. 25-366; Denker, B. 9-44; Wharton, G. 1-19; Baker, J. 2-5; Jenkins, D. 1-4.

PASSING: *Colorado*-Hirschman, Nick 12-13-1-123; Wood, Connor 4-7-0-90.
Arizona-Denker, B. 12-14-0-136.

RECEIVING: *Colorado*-Spruce, Nelson 4-36; Abron, Donta 3-11; McCulloch, Tyler 2-41; Ebner, Dustin 2-19; Slavin, Kyle 2-17; Fernandez, Scott 1-71; Hobbs, Vincent 1-14; Thornton, DaVaughn 1-4. *Arizona*-Richards, D. 3-39; Buckner, D. 3-38; Hill, A. 3-29; Carey, K. 2-34; Jackson, J. 1-minus 4.

INTERCEPTIONS: *Colorado*-None. *Arizona*-Bondurant, T. 1-19.

FUMBLES: *Colorado*-Wood, Connor 1-0; Schrock, John 1-0; Slavin, Kyle 1-0.
Arizona-Denker, B. 1-1.

SACKS (UA-A): *Colorado*-Tupou, Josh 1-0. *Arizona*-Gilbert, R. 1-0; Flowers, M. 1-0.

Game 10

Colorado..... 31

Arizona..... 56

Nov. 10, 2012 // Tucson, Ariz. // Arizona Stadium (51,236)
 Start: 11:35 a.m. // TOG: 3:07 // Weather: 52 degrees, Partly Cloudy

TUCSON, Ariz. (AP) - Ka'Deem Carey ran for a Pac-12 record 366 yards and scored five touchdowns, powering Arizona to a 56-31 rout of Colorado on Saturday.

Carey, who carried 25 times, broke the record of 357 rushing yards set by Washington State's Rueben Mayes at Oregon on Oct. 27, 1984. The sophomore's five rushing TDs -- of 10, 13, 30, 8 and 3 yards -- tied a conference record. Carey, whose longest gain of the day was 71 yards, smashed the school record of 288 yards set by Trung Canidate against Arizona State in 1998.

Arizona's Ka'Deem Carey ran for 366 yards and 5 touchdowns Saturday, becoming the seventh player since 2000 with at least 300 yards and 5 touchdowns in the same game. Here's a look:

With Pac-12 leading passer Matt Scott out with a concussion, junior college transfer B.J. Denker completed 12-of-14 passes for 136 yards and two touchdowns in his first start for Arizona (6-4, 3-4). He also ran for 44 yards and a touchdown as the Wildcats became bowl eligible with their sixth win, rebounding from a 66-10 embarrassment at UCLA the previous week.

In his first start this season, Colorado's Nick Hirschman was 12 of 13 for 123 yards and one interception. Connor Wood relieved Hirschman and went 4 of 7 for 90 yards and a touchdown. Christian Powell rushed for 137 yards and two scores for the Buffaloes (1-9, 1-6), and Donta Abron gained 83 yards in 13 attempts.

Wood connected on a 71-yard pass play to Scott Fernandez for a touchdown that cut the lead to 49-31 with 10:22 left. It was Fernandez's first career catch. But after the subsequent kickoff, Carey broke through on a 64-yard run to the Colorado 3, then scored from there to provide the final 56-31 score.

The Buffaloes had the ball for 41 minutes, 48 seconds, yet still lost by 25.

Denker and Carey messed up a handoff on Arizona's first offensive play, and Derrick Webb recovered for the Buffaloes at the Arizona 7. Powell rumbled into the end zone on the next play and Colorado led 7-0.

The Wildcats scored touchdowns on their next seven possessions.

First came a nine-play, 80-yard drive, capped by Carey rushing 10 yards for the first of his three first-half touchdowns. Denker was 3 of 3 for 42 yards on the drive.

The Buffaloes mounted their longest drive, in time elapsed, of the season, consuming 8:24 to go 69 yards in 15 plays. On fourth-and-goal at the 1, Colorado chose Will Oliver's 18-yard field goal, which put the underdog Buffs up 10-7.

The lead lasted just under two minutes. Denker completed three straight passes, then Carey rushed in from the 13 and Arizona was up for good, 14-10 with 13:31 left in the half.

Hirschman, replacing Jordan Webb -- who started the first nine games -- completed his first eight passes before his toss into the left flat went right into the hands of Tra'Mayne Bondurant. Had he not bobbled the ball, Bondurant would have scored easily, as he did with an interception return at Colorado last season.

As it was, Arizona took over at the Colorado 49. Garic Wharton gained 19 on an end-around, then Carey broke a series of tackles in a 30-yard run that made it 21-10.

Another long, time-consuming drive moved the Buffaloes 75 yards in 13 plays, using up 7:51. Powell scored from the 1 to cut it to 21-17 with 2:44 left in the half.

That was plenty of time for Arizona, even without Scott. Carey started the drive with a 26-yard run and had another for 21 yards to set up Denker's 21-yard scoring pass to Dan Buckner, and Arizona led 28-17 at the half.

SCORING BY QUARTER

	1	2	3	4	Final
Arizona	3	14	0	17	34
Utah	0	14	10	0	24

SCORING SUMMARY

First Quarter

ARIZ 2:15 Bonano, J. 44 yd field goal; 7-68, 1:56

Second Quarter

UTAH 12:10 Petersen, Colem 3 yd run (Petersen, Colem kick); 11-87, 5:02
 ARIZ 9:22 Carey, K. 1 yd run (Bonano, J. kick); 8-75, 2:48
 ARIZ 7:59 Scott, M. 10 yd run (Bonano, J. kick); 5-27, 1:13
 UTAH 3:45 Murphy, Jake 34 yd pass from Wilson (Petersen, Colem kick); 9-70, 4:11

Third Quarter

UTAH 6:49 Petersen, Colem 24 yd field goal; 9-57, 4:32
 UTAH 1:59 Christopher, De 36 yd pass from Wilson (Petersen kick); 7-66, 3:18

Fourth Quarter

ARIZ 13:55 Jenkins, D. 2 yd run (Bonano, J. kick); 11-75, 3:04
 ARIZ 11:07 Hill, A. 18 yd pass from Scott, M. (Bonano, J. kick); 4-41, 1:20
 ARIZ 1:15 Bonano, J. 24 yd field goal; 5-23, 2:14

TEAM STATS

Category	Arizona	Utah
FIRST DOWNS	27	21
RUSHES-YARDS (NET)	46-320	36-136
PASSING YDS (NET)	160	313
Passes Att-Comp-Int	27-12-0	41-29-0
TOTAL OFFENSE PLAYS-YARDS	73-480	77-449
Fumble Returns-Yards	0-0	0-0
Punt Returns-Yards	1-2	2-1
Kickoff Returns-Yards	2-31	6-55
Interception Returns-Yards	0-0	0-0
Punts (Number-Avg)	3-41.7	2-41.5
Fumbles-Lost	3-2	2-1
Penalties-Yards	3-30	3-27
Possession Time	24:57	35:03
Third-Down Conversions	6 of 12	7 of 16
Fourth-Down Conversions	0 of 1	1 of 5
Red-Zone Scores-Chances	5-7	2-4
Sacks By: Number-Yards	0-0	0-0

INDIVIDUAL STATS

RUSHING: *Arizona*-Carey, K. 26-204; Scott, M. 13-74; Jenkins, D. 7-42.

Utah-White, John 27-112; Anderson, Dres 2-12; Wilson, Travis 6-9; Petersen, Colem 1-3.

PASSING: *Arizona*-Scott, M. 12-27-0-160. *Utah*-Wilson, Travis 28-40-0-311; Sellwood, Sean 1-1-0-2.

RECEIVING: *Arizona*-Hill, A. 6-96; Richards, D. 2-28; Carey, K. 2-8; Wharton, G. 1-14; Buckner, D. 1-14. *Utah*-Anderson, Dres 7-73; Scott, Kenneth 6-28; Christopher, De 3-84; Murphy, Jake 3-47; White, John 3-38; Matthews, Luke 2-18; Rolf, David 2-14; Williams, Karl 2-9; Honeycutt, Mike 1-2.

INTERCEPTIONS: *Arizona*-None. *Utah*-None.

FUMBLES: *Arizona*-Scott, M. 2-1; Carey, K. 1-1. *Utah*-Anderson, Dres 1-0; Wilson, Travis 1-1.

SACKS (UA-A): *Arizona*-None. *Utah*-None.

Game 11

Arizona..... 34

Utah..... 24

Nov. 17, 2012 // Salt Lake City, Utah // Rice-Eccles Stadium (45,031)

Start: 8:07 p.m. // TOG: 2:59 // Weather: 50 degrees, cloudy, rain

SALT LAKE CITY (AP)-- Ka'Deem Carey rushed for 204 yards and Arizona scored 17 unanswered points in the fourth quarter as the Wildcats defeated Utah 34-24 Saturday and guaranteed the Utes their first losing season since 2002.

Utah (4-7, 2-6 Pac-12) took a 24-17 on Travis Wilson's 36-yard touchdown pass to DeVonte Christopher late in the third quarter, but the Wildcats answered with touchdowns 3 minutes apart early in the fourth.

Daniel Jenkins tied it on a 2-yard TD run, and Matt Scott tossed an 18-yard scoring pass to Austin Hill with 11:07 left.

John Bonano's second field goal of the night, a 24-yarder, sealed the win for Arizona (7-4, 4-4) with 1:15 remaining.

Wilson passed for a career-high 311 yards and two touchdowns, but also fumbled.

Utah scored on a fake field goal but saw the game turn in the fourth quarter on a failed fake punt.

John White had 112 yards rushing for the Utes.

Scott was back after missing last week because of a concussion. He started slowly, but he ran for a touchdown and tossed the game-winner to Hill.

Scott finished 12 of 27 for 160 yards.

Arizona did most of its damage on the ground against the Pac-12's third-ranked defense, rolling up 320 yards rushing.

Carey averaged 7.8 yards a carry and scored Arizona's first touchdown.

Jenkins scored the third with 13:55 remaining.

He was stopped on third and 1 at the 4, but a hands-to-the-face penalty against Star Lotulelei gave Arizona a first down at the 2. A missed tackle by Nate Fakahafua allowed Jenkins to bounce outside and score on the next play.

Arizona's much-maligned defense then held, forcing a punt. But Utah's coaches called for the fake.

Punter Sean Sellwood completed the pass to Mike Honeycutt on fourth and 6, but Honeycutt was stopped four yards stopped of the first down by Kylan Butler, giving Arizona the ball at the Utah 41.

Scott rolled out right four plays later to connect with Hill.

The teams combined for 929 yards of offense. While Utah held a 10-minute advantage in time of possession, mistakes hurt the Utes, who will see their string of nine straight bowl appearances end.

Last week, Carey rushed for five touchdowns and 366 yards to shatter school and conference rushing records.

He found it tougher against the Utes, but he still had 110 yards on 14 carries at halftime.

The Utes hoped their final home game for 25 seniors would provide the inspiration they needed to beat Arizona.

But the Wildcats scored two touchdowns less than 90 seconds apart in the second quarter to take a 17-7 lead.

Carey's 1-yard run capped an eight-play, 75-yard drive and gave the Wildcats a 10-7 lead.

Wilson fumbled on Utah's next play from scrimmage as the ball slipped out of his hand as he dropped back to pass.

Five plays later, Scott practically walked into the end zone from 10 yards out. Utah had only 10 men on the field on the play as safety Brian Blechen was forced to leave because of a problem with his helmet.

Utah answered with a nine-play, 70-yard drive, with Wilson's 34-yard TD pass to Jake Murphy pulling the Utes within 17-14.

Coleman Petersen tied it at 17-all midway through the third on a 24-yard field goal.

Both teams blew scoring opportunities.

Utah's first two drives ended on failed fourth-down conversions, the second on fourth and 1 at the Arizona 4 as White was tackled for a 1-yard loss, six plays after Carey fumbled at his own 28-yard-line.

Arizona was driving late in the second quarter and had a first and goal at the Utah 7, but Scott fumbled the handoff, and Nate Fakahafua recovered with 33 seconds left in the half.

Going against the Pac-12's worst pass defense, Wilson had more yards passing in the first quarter (62) than he had in the entire game against Washington (55).

He also was much sharper, completing 11 of 15 passes for 133 in the first half and 28 of 40 overall.

Utah got on the board on a fake field goal. Holder Sellwood flipped the ball to place-kicker Coleman Petersen, who picked up a key block from Jake Murphy to get around right end for a 7-3 lead with 12:10 left in the second quarter.

SCORING BY QUARTER

	1	2	3	4	Final
Arizona State	0	14	3	24	41
Arizona	6	3	18	7	34

SCORING SUMMARY

First Quarter

ARIZ 7:59 Carey, K. 1 yd run (Bonano, J. kick failed); 11-69, 3:38

Second Quarter

ASU 9:42 Grice, Marion 52 yd run (Garoutte, Alex kick); 6-75, 2:13

ASU 6:16 Grice, Marion 2 yd run (Garoutte, Alex kick); 9-62, 3:12

ARIZ 0:00 Bonano, J. 33 yd field goal; 7-62, 2:00

Third Quarter

ASU 12:29 Mora, Jon 26 yd field goal; 10-66, 2:31

ARIZ 9:22 Hill, A. 22 yd pass from Scott, M. (Bonano, J. kick); 11-83, 3:02

ARIZ 6:23 Wharton, G. 40 yd pass from Scott, M. (Bonano, J. rush); 8-68, 1:35

ARIZ 4:14 Bonano, J. 23 yd field goal; 6-19, 2:04

Fourth Quarter

ASU 11:51 Mora, Jon 39 yd field goal; 12-56, 2:57

ASU 7:17 Grice, Marion 4 yd run (Garoutte, Alex kick); 6-56, 1:22

ASU 5:34 Marshall, C. 8 yd run (Garoutte, Alex kick); 1-8, 0:04

ASU 2:51 Eubank, Michael 1 yd run (Garoutte, Alex kick); 3-2, 0:26

ARIZ 1:54 Richards, D. 17 yd pass from Scott, M. (Bonano, J. kick); 5-75, 0:57

TEAM STATS

Category	Arizona State	Arizona
FIRST DOWNS	24	36
RUSHES-YARDS (NET)	55-269	57-292
PASSING YDS (NET)	191	230
Passes Att-Comp-Int	29-16-0	39-19-3
TOTAL OFFENSE PLAYS-YARDS	84-460	96-522
Fumble Returns-Yards	0-0	0-0
Punt Returns-Yards	3-26	1-12
Kickoff Returns-Yards	1-1	3-51
Interception Returns-Yards	3-66	0-0
Punts (Number-Avg)	6-46.2	6-36.5
Fumbles-Lost	3-2	1-1
Penalties-Yards	7-86	1-15
Possession Time	29:18	30:42
Third-Down Conversions	8 of 17	10 of 18
Fourth-Down Conversions	0 of 0	0 of 1
Red-Zone Scores-Chances	5-5	4-5
Sacks By: Number-Yards	1-3	1-5

INDIVIDUAL STATS

RUSHING: *Arizona State*-Grice, Marion 18-156; Foster, D.J. 16-49; Kelly, Taylor 6-42; Marshall, C. 9-21; Miles, Jamal 1-9; Eubank, Michael 1-1; Team 4-minus 9. *Arizona*-Carey, K. 25-172; Jenkins, D. 21-78; Scott, M. 11-42.

PASSING: *Arizona State*-Kelly, Taylor 16-29-0-191. *Arizona*-Scott, M. 19-39-3-230.

RECEIVING: *Arizona State*-Miles, Jamal 5-39; Foster, D.J. 2-38; Ross, Rashad 2-26; Agwuenu, Alonzo 2-22; Coyle, Chris 2-20; Grice, Marion 1-18; Ozier, Kevin 1-18; Rogers, Darwin 1-10. *Arizona*-Wharton, G. 6-89; Hill, A. 5-70; Jackson, J. 3-21; Richards, D. 2-21; Slavin, T. 1-19; Buckner, D. 1-11; Carey, K. 1-minus 1.

INTERCEPTIONS: *Arizona State*-Nelson, Robert 1-66; Irabor, Osahon 1-0; Johnson, Keelan 1-0. *Arizona*-None.

FUMBLES: *Arizona State*-Foster, D.J. 1-0; Agwuenu, Alonzo 1-1; Team 1-1. *Arizona*-Scott, M. 1-1.

SACKS (UA-A): *Arizona State*-Bradford, Carl 1-0. *Arizona*-Washington, J. 1-0.

Game 12

Arizona State **41**

Arizona..... **34**

Nov. 23, 2012 // Tucson, Ariz. // Arizona Stadium (51,901)

Start: 8:06 p.m. // TOG: 3:31 // Weather: 71 degrees, Clear

TUCSON, Ariz. (AP) -- Todd Graham spent months talking to fans about what they wanted in his first season as Arizona State's coach.

Their top priority: Beat Arizona.

The Sun Devils did just that, with a touch of flair to boot.

Adding an unexpected chapter to what's become a wild rivalry, Arizona State scored 24 points in the fourth quarter to beat Arizona 41-34 on Friday night and help Graham land the first blow against Wildcats coach Rich Rodriguez.

Trailing 27-17 after Arizona scored 18 points in the third quarter, the Sun Devils (7-5, 5-4 Pac-12) stormed back, turning two turnovers and a blocked punt into three touchdowns.

Jon Mora got the rally started with a field goal. Marion Grice, who ran for 156 yards, scored his third touchdown on a 4-yard run to tie the game after Keelan Johnson forced Arizona quarterback Matt Scott to fumble.

Kevin Ayers blocked a punt to set up Cameron Marshall for an 8-yard touchdown to give Arizona State the lead. Robert Nelson then returned an interception 66 yards before Michael Eubank's 1-yard touchdown made it 41-27.

Even after Scott hit David Richards on a 17-yard touchdown pass in the final two minutes to cut the lead to seven, the Sun Devils didn't let Arizona come up with the onside kick and ran out the clock.

The Wildcats (7-5, 4-5) thought they had it won.

Trailing by eight at halftime, Arizona went up 10 in the third quarter after Scott hit Aaron Hill on a 22-yard touchdown and Garic Wharton on a 40-yarder, and John Bonano kicked a 23-yard field goal.

The Wildcats just couldn't hold on.

Arizona gave up the blocked punt in the fourth quarter, and Scott had two of his four turnovers -- an interception and a fumble -- in the final nine minutes to let the game slip away.

Ka'Deem Carey ran for 172 yards and a touchdown, and Scott threw for 230 yards and three touchdowns with three interceptions and the crucial fumble.

The only player on either team to get much going early, Carey passed Trung Canidate's single-season school record of 1,602 yards rushing, set in 1999, on Arizona's second drive, then launched himself over Arizona State safety Alden Darby for a 1-yard touchdown run to cap it.

Bogged down early, Arizona State got going by picking off two of Scott's passes. Grice followed both with touchdowns: a nifty 52-yard run and a score from 3 yards out to help the Sun Devils to a 14-9 halftime lead.

After that came the fireworks, the rivals trading big swings of momentum by combining for 52 points, 502 yards of offense and disparate emotions from teams that wanted this game more than any other this season.

Arizona Football Scoring Drives

Game	Obtained	Scoring Play	Plays	Yards	TOP	Score	QTR	Time
Toledo W, 24-17	Punt	John Bonano 26-yard field goal	12	71	3:01	3-0	1	9:38
	Kickoff	Austin Hill 30-yard pass from Matt Scott (Bonano kick)	6	75	1:51	10-7	2	12:04
	Punt	Ka'Deem Carey 73-yard rush (Bonano kick)	2	84	0:32	17-14	3	10:44
	OT possession	Terrance Miller 10-yard pass from Matt Scott (Bonano kick)	3	25	n/a	24-17	OT-1	n/a
Oklahoma St. W, 59-38	Kickoff	Richard Morrison 15-yard pass from Matt Scott (Bonano kick)	7	75	2:31	7-14	1	5:19
	Fumble	John Bonano 22-yard field goal	6	25	1:43	10-14	1	3:00
	Punt	John Bonano 46-yard field goal	5	9	1:57	13-14	2	14:18
	Punt	John Bonano 24-yard field goal	7	66	1:43	16-14	2	11:46
	Punt	Ka'Deem Carey 1-yard run (Bonano kick)	10	66	2:51	23-14	2	3:22
	Kickoff	Ka'Deem Carey 13-yard pass from Matt Scott (Bonano kick)	13	75	5:01	30-14	3	9:59
	Kickoff	Matt Scott 8-yard run (Bonano kick)	5	75	1:38	37-28	3	3:16
	Interception	Ka'Deem Carey 25-yard run (Bonano kick)	3	33	1:34	52-31	4	4:35
	Kickoff	Ka'Deem Carey 1-yard run (Bonano kick)	5	44	0:59	59-38	4	1:57
S.C. State W, 56-0	Kickoff	Richard Morrison 15-yard pass from Matt Scott (Bonano kick)	9	75	2:59	7-0	1	12:01
	Punt	Taimi Tutogi 14-yard pass from Matt Scott (Bonano kick)	7	53	2:16	14-0	2	12:36
	Punt	Carey, Ka'Deem 7-yard run (Bonano kick)	12	72	3:41	21-0	2	7:13
	Punt	Scott, Matt 10-yard run (Bonano kick)	6	39	2:01	28-0	2	1:46
	Punt	Buckner, D. 27-yard pass from Scott, M. (Bonano kick)	6	81	2:14	35-0	3	9:37
	Punt	Jenkins, Daniel 5-yard run (Bonano kick)	10	80	4:14	42-0	3	1:46
	Punt	Willet, Sean 17-yard pass from Denker, B.J. (Bonano kick)	14	87	4:07	49-0	4	10:42
	Punt	Baker, Jared, 4-yard run (Bonano kick)	8	72	3:06	56-0	4	5:58
at Oregon L, 49-0								
No scoring drives								
Oregon State L, 38-35	Kickoff	Ka'Deem Carey 1-yard run (Bonano kick)	9	85	2:34	7-17	2	3:29
	Kickoff	Austin Hill 3-yrd pass from Scott (Bonano kick)	10	91	3:31	14-17	3	11:22
	Punt	Ka'Deem Carey 24-yard run (Bonano kick)	3	52	1:00	21-17	3	8:48
	Fumble	Dan Buckner 16-yard pass from Scott (Bonano kick)	4	40	1:06	28-24	3	0:19
	Kickoff	Austin Hill 7-yard pass from Scott (Bonano kick)	10	75	3:01	35-31	4	5:34
at Stanford L, 54-48 (OT)	Punt	Ka'Deem Carey 13-yard run (Bonano kick)	12	81	2:54	7-7	2	12:06
	Punt	John Bonano 33-yard field goal	17	64	4:29	10-7	2	6:20
	Kickoff	John Bonano 33-yard field goal	13	60	2:30	13-14	2	00:15
	Kickoff	Ka'Deem Carey 1-yard run (Bonano kick)	7	75	1:54	20-14	3	13:06
	Kickoff	Austin Hill 12-yard pass from Matt Scott (Bonano kick)	9	75	1:54	27-21	3	8:17
	Kickoff	Austin Hill 17-yard pass from Matt Scott (Scott pass failed)	5	75	1:17	33-28	3	1:11
	Kickoff	Ka'Deem Carey 8-yard run (Scott pass to Hill)	10	75	2:59	41-34	4	12:29
	Fumble	Terrence Miller 10-yard pass from Scott (Bonano kick)	6	45	2:26	48-34	4	9:13
Washington W, 52-17	Kickoff	David Richards 27-yard pass from Scott (Bonano kick)	7	75	1:55	7-3	1	7:48
	Punt	John Bonano 24-yard field goal	10	81	2:55	10-3	1	0:06
	Interception	Matt Scott 1-yard run (Bonano kick)	11	41	3:46	17-3	2	8:19
	Punt	Garic Wharton 33-yard pass from Scott (Bonano kick)	10	62	2:38	24-3	2	4:43
	Kickoff	Austin Hill 53-yard pass from Scott (Bonano kick)	3	75	1:04	31-10	2	2:37
	Fumble	Austin Hill 17-yard pass from Scott (Bonano kick)	6	43	2:21	38-17	3	12:23
	Punt	Ka'Deem Carey 2-yard run (Bonano kick)	8	46	5:00	52-17	4	11:32
USC W, 39-36	Interception	Johnny Jackson 8-yard pass from Scott (Bonano kick)	7	60	1:55	7-0	1	7:20
	Downs	John Bonano 27-yard field goal	11	76	3:34	10-0	1	0:48
	Fumble	John Bonano 44-yard field goal	4	1	0:59	13-14	2	2:38
	Punt	Matt Scott 10-yard run (Bonano kick)	5	71	1:18	20-28	3	3:56
	Fumble	Dan Buckner 9-yard pass from Scott (Carey rush failed)	4	37	0:54	26-28	3	1:42
	Downs	Ka'Deem Carey 7-yard run (Scott pass failed)	7	72	3:05	32-28	4	10:46
	Punt	David Richards 7-yard pass from Scott (Bonano kick)	9	49	3:54	39-28	4	5:36
at UCLA L, 66-10	Kickoff	John Bonano 28-yard field goal	12	65	4:27	3-28	2	6:47
	Kickoff	Ka'Deem Carey 2-yard rush (Bonano kick)	12	79	2:36	10-45	3	7:18
Colorado W, 56-31	Kickoff	Ka'Deem Carey 10-yard run (Bonano kick)	9	80	2:57	7-7	1	9:01
	Kickoff	Ka'Deem Carey 13-yard run (Bonano kick)	8	64	1:59	14-10	2	13:31
	Interception	Ka'Deem Carey 30-yard run (Bonano kick)	2	49	0:24	21-10	2	10:30
	Kickoff	Dan Buckner 21-yard pass from B.J. Denker (Bonano kick)	6	79	1:28	28-17	2	1:11
	Kickoff	Dan Buckner 9-yard pass from B.J. Denker (Bonano kick)	6	73	1:53	35-17	3	13:04
	Punt	Ka'Deem Carey 8-yard run (Bonano kick)	7	49	2:09	35-17	3	6:47
	Punt	B.J. Denker 10-yard run (Bonano kick)	2	81	0:28	49-17	3	1:30
	Kickoff	Ka'Deem Carey 3-yard run (Bonano kick)	5	88	2:15	56-31	4	8:01
at Utah W, 34-24	Downs	John Bonano 44-yard field goal	7	68	1:56	3-0	1	2:15
	Kickoff	Ka'Deem Carey 1-yard run (Bonano kick)	8	75	2:48	10-7	2	9:22
	Fumble	Matt Scott 10-yard run (Bonano kick)	5	27	1:13	17-7	2	7:59
	Kickoff	Daniel Jenkins 2-yard run (Bonano kick)	11	75	3:04	24-24	4	13:55
	Downs	Austin Hill 18-yard pass from Matt Scott (Bonano kick)	4	41	1:20	31-24	4	11:07
	Downs	John Bonano 24-yard field goal	5	23	2:14	34-24	4	1:15
Arizona State L, 41-34	Punt	Ka'Deem Carey 1-yard run (Bonano kick wide left)	11	69	3:38	6-0	1	7:59
	Fumble	John Bonano 33-yard field goal	7	62	3:12	9-14	2	0:00
	Kickoff	Austin Hill 22-yard pass from Matt Scott (Bonano kick)	11	83	3:02	16-17	3	9:22
	Punt	Garic Wharton 40-yard pass from Matt Scott (Bonano rush, 2pt)	6	19	2:04	24-17	3	6:23
	Kickoff	David Richards 17-yard pass from Matt Scott (Bonano kick)	5	75	0:57	34-41	4	1:54

Arizona Football Game-by-Game Offensive Drive Charts

Game	Drives	TD	FG	MFG	Punt	Fumble	INT	Downs	Half	Avg. Start	Opp. Avg. Start
Toledo	16	3	1	2	5	2	1	1	1	Own 24	Own 29
Oklahoma St.	16	6	3	0	4	0	0	1	2	Own 36	Own 24
S. Carolina St.	12	8	0	1	1	1	0	1	0	Own 30	Own 23
at Oregon	17	0	0	1	6	1	4	3	2	Own 33	Own 26
Oregon St.	14	5	0	1	5	0	2	0	1	Own 24	Own 22
at Stanford	14	6	2	0	4	0	1	0	1	Own 30	Own 26
Washington	13	6	1	0	2	1	1	0	2	Own 34	Own 32
USC	16	5	2	1	6	0	1	0	1	Own 35	Own 26
at UCLA	15	1	1	0	7	3	0	1	2	Own 21	Own 40
Colorado	11	8	0	0	2	1	0	0	0	Own 25	Own 35
at Utah	12	4	2	0	3	2	0	1	0	Own 32	Own 31
Arizona State	16	4	2	0	6	1	3	0	0	Own 26	Own 34

Arizona Football Bowl Game History

Overall Record: 6-9-1

2010	Valero Alamo Bowl, San Antonio	L	Oklahoma St. 36, Arizona 10	1990	Eagle Aloha Bowl, Honolulu	L	Syracuse 28, Arizona 0
2009	Pacific Life Holiday Bowl, San Diego	L	Nebraska 33, Arizona 0	1989	Copper Bowl, Tucson	W	Arizona 17, N.C. State 10
2008	Pioneer Las Vegas Bowl, Las Vegas	W	Arizona 31, BYU 21	1986	Aloha Bowl, Honolulu	W	Arizona 30, North Carolina 21
1998	Culligan Holiday Bowl, San Diego	W	Arizona 23, Nebraska 20	1985	Sun Bowl, El Paso	T	Arizona 13, Georgia 13
1997	Insight.com Bowl, Tucson	W	Arizona 20, New Mexico 14	1979	Fiesta Bowl, Tempe	L	Pittsburgh 16, Arizona 10
1994	Freedom Bowl, Anaheim	L	Utah 16, Arizona 13	1969	Sun Bowl, El Paso	L	Auburn 34, Arizona 10
1993	IBM OS/2 Fiesta Bowl, Tempe	W	Arizona 29, Miami 0	1949	Salad Bowl, Phoenix	L	Drake 14, Arizona 13
1992	John Hancock Bowl, El Paso	L	Baylor 20, Arizona 15	1921	Christmas Classic, San Diego	L	Centre (Ky.) 38, Arizona 0

2010 Valero Alamo Bowl – Oklahoma State 36, Arizona 10

SAN ANTONIO—No. 14 Oklahoma State kept Arizona's offense out of the end zone and used four Wildcat turnovers to spoil the Pac-10's first game in the bowl since its early years.

Arizona outgained the Cowboys 370 to 312 yards, holding the vaunted OSU offense some 200 yards under its average. After an initial stop, however, Bug Wright fumbled the first punt of the game and gave OSU a short field for a 26-yard drive and the lead. The Cats were stopped on their next possession and OSU's Brandon Weeden connected on a 71-yard toss to Justin Blackmon to add to the lead.

UA answered with a 63-yard drive to cut it to 14-7. After an exchange of possession a short UA punt set the Cowboys up at midfield and OSU settled for the first of three Dan Bailey FGs. On Arizona's ensuing drive, Nick Foles was intercepted by Markelle Martin and returned 62 yards for a score. Bailey missed the kick and it was 23-. UA took the ball inside the OSU 40 yard-line three times but could not score before halftime.

UA showed some life with an Alex Zendejas field goal in the third quarter to make it 23-10 but OSU answered with its longest drive of the night to make it 30-10. Another Foles' interception near midfield set up a second Bailey field goal. Zendejas missed a 34-yarder minutes later in the fourth period, and Bailey knocked one home again for the final score. UA drove to the OSU 9 yard-line but could not cash in on 3rd- and 4th-and-1.

The Cats had 25 first downs to 17 by the Cowboys, held a 15-minute edge in time of possession but were one for three in the red zone, were sacked five times (to zero for UA), and suffered three interceptions and the fumbled punt for -4 turnover margin.

Receiver David Douglas took home the Fred Jacoby Sportsmanship Award for a 6-catch, 91-yard evening while the bowl offensive MVP award went to Blackmon for eight receptions for 112 yards and two scores, and the defensive MVP honor went to OSU defensive back Martin for his key INT.

2009 Pacific Life Holiday Bowl - Nebraska 33, Arizona 0

SAN DIEGO—No. 20 Nebraska showed it was more than two ranking spots ahead of No. 22 Arizona by throttling the Wildcats, 33-0, in the Holiday Bowl.

After developing a reputation for high-scoring games and crazy finishes, the bowl got the first shutout in its 32-year history. Zac Lee threw a 74-yard touchdown pass to Niles Paul in the third quarter to highlight the win, but it was only one moment in a dominating effort.

The coaches expected a defensive game, and the Huskers delivered, earning their first shutout in 46 bowl appearances, plus held UA to 109 net yards. Arizona quarterback Nick Foles was harassed all night and had one of his toughest outings of the year, finishing with nine completions in 30 attempts, for a miniscule 48 yards.

The Wildcats had the ball fourth-and-3 at the Nebraska 8-yard line with 1:41 to go, and eschewed a field goal, with safety P.J. Smith batting down Foles' pass to preserve the shutout. Nebraska free safety Matt O'Hanlon intercepted Foles on the third play from scrimmage and returned it 37 yards to the Arizona 5. Lee scored on a 4-yard run two plays later. It was the fastest score in Holiday Bowl history, coming just 75 seconds in.

Nebraska (10-4) got its first 10-win season since 2003. Nebraska's Alex Henery set a Holiday Bowl record with four field goals, from 47, 50, 41 and 22 yards. Arizona finished 8-5. NU coach Bo Pelini earned bragging rights in Youngstown, Ohio, where he and UA coach Mike Stoops grew up and played at Cardinal Mooney High.

2008 Pioneer Las Vegas Bowl - Arizona 31, BYU 21

LAS VEGAS—Arizona capped its best season in nine years with a solid effort against No. 17 Brigham Young, beating the Cougars 31-21 in the Pioneer Las Vegas Bowl.

The Cats took the first lead, set up by a 71-yard pass from Willie Tuitama to Terrell Turner, added a Jason Bondzio 31-yard field goal a third of the way into the second quarter.

Tuitama fumbled a low snap on the first play of the second half and BYU took a 14-10 lead four minutes into the frame with the gift 27-yard drive. After that, Arizona stalled once, missing a 3rd-and-1 opportunity, but turned right around for a defensive three-and-out and two plays later Tuitama's 37-yard pass to Delashaun Dean struck put the Cats back in the lead.

The Cougs fought back with a 12-play, 39-yard drive, but missed a long field goal attempt. Tuitama hit successive passes of 19 and 17 yards, and after a five-yard gain by Nic Grigsby fired one down the seam to a streaking Chris Gronkowski for a 27-yard score, making it 24-14 at the end of the period.

Five minutes into the final period, Wildcat cornerback Marquis Hundley manned up and intercepted BYU's Max Hall in the end zone, taking it out to the UA 18 yard-line. Tuitama led a seven-play, 82-yard drive, sparked by a 27-yard run by Grigsby and a 23-yard pass to Turner, and then ran it in himself from six yards out for a 31-14 lead. Again the Cougars showed some of their 17th-ranked gumption, using eight Hall passes and two of his runs to get into the end zone quickly, and recovered an ensuing onside kick at the UA 48 yard-line. Hall drove BYU 28 yards, but Mitch Payne's field goal attempt banged off the left upright with 2:07 left.

The Cats ran the ball four times and then Tuitama scootched a three-yard pass to Mike Thomas on the final play of the game, giving the latter the Pac-10 career receiving record with his 259th reception as time expired. Dean led UA with seven catches for 88 yards to help Tuitama complete 24 of 35 throws for 325 yards and the game's MVP award.

1998 Culligan Holiday Bowl - Arizona 23, Nebraska 20

SAN DIEGO—Arizona's defense held the storied Nebraska option rushing attack to 87 net yards, and the No. 5-ranked Wildcats cranked up some tough-guy rushing of their own to score 14 fourth-quarter points and beat the No. 14 Cornhuskers, 23-20, in the 21st annual Culligan Holiday Bowl.

The Cats secured the school's finest record in history and earned enough acclaim through their efforts in the game - the most watched of any college bowl game in ESPN history - to earn a final No. 4 ranking in both the Associated Press and USA Today/ESPN polls.

Unanimous All-America cornerback Chris McAlister cemented his reputation with an outstanding effort, intercepting two passes, one which turned the Huskers back on their final come-back try with less than four minutes remaining. He also had a 78-yard reverse punt return called back because of a questionable blocking call against Derek Hall.

Arizona trailed 13-9 at the half, and both teams struggled through five possessions in the third quarter before UA's Dennis Northcutt gave the Cats some decent field position with a 16-yard punt return to start a 10-play scoring drive. Trung Canidate rushed five times for 37 yards in the span, and Keith Smith completed passes of five yards to Northcutt and Paul Shields and topped it off with a 15-yard strike to Brad Brennan for the score.

Nebraska answered, though, and reclaimed the lead at 20-16 with an eight-play, 88-yard drive, almost exclusively through the air.

With 10 minutes remaining, Smith opened UA's next drive with a seven-yard pass to Shields, then the Cats ran the ball eight straight times for the nine-play, 68-yard drive which netted the final score on a Kelvin Eafon one-yard plunge. Smith had runs of 20, eight and eight yards to set up the score.

UA halted the Huskers with McAlister's second pick and then later used enough clock with a first down to force Nebraska to get the ball back with 34 seconds remaining. One short completion and three incompletions, and the game was over.

Canidate ran for 101 yards on 22 carries. Smith, who completed 11-of-19 passing for 143 yards and ran for 25 more, was named Holiday Bowl Offensive MVP. UA's Mark McDonald, who was 8-17 in field goals during the regular season, was a big key with a perfect 3-for-3 day, including a career-long 48-yarder. NU outgained the Cats, but UA won the turnover battle and kicking game.

1997 Insight.com Bowl - Arizona 20, New Mexico 14

TUCSON—Four Wildcat interceptions helped seal a hard-fought victory for Arizona over New Mexico in the ninth Insight.com Bowl, 20-14, before a crowd of 49,385 in the Cats' house, Arizona Stadium.

UA ran over the Lobos, using a 209-yard running attack featuring the quicker Trung Canidate and the bruising style of Kelvin Eafon on 43 of the team's 81 plays. Canidate was named the game's Most Outstanding Offensive Player with 97 yards and a touchdown on 24 carries, while Eafon earned the game's Most Valuable Player award for his 75 yards and two touchdowns on 19 totes. Thirteen of his rushes came in the fourth quarter when Arizona used ball possession to turn back New Mexico efforts at a game-winning touchdown.

Arizona picked off four passes by UNM's Graham Leigh—one in the first quarter by cornerback Chris McAlister, two in the third quarter by backup corner Kelvin Hunter and strong safety Rashee Johnson, and one in the fourth stanza by cornerback Kelly Malveaux, who returned the ball 44 yards just as the Lobos were crossing midfield. It was Malveaux's first interception of the year. Arizona outside

linebacker Jimmy Sprotte earned the bowl's Most Outstanding Defensive Player honor with nine tackles including four hits for losses of 12 yards. Inside linebacker Marcus Bell was the Cats' leading tackler with 10.

Arizona coach Dick Tomey gave fifth-year senior QB Brady Batten the start in the game. An injury early in the year cost him a shot at the every-day spot. He played all but the fourth quarter, when the nominal No. 1 guy for most of the year, Ortege Jenkins, came on.

1994 Freedom Bowl - Utah 16, Arizona 13

ANAHEIM—Utah used a 72-yard kickoff return to set up the winning touchdown, as the Utes upset No. 14 Arizona in the 11th annual Freedom Bowl, 16-13. A crowd of 27,477 watched as the Cats used a stifling defense to hold Utah to only 75 yards of total offense.

Arizona quarterback Dan White connected with Ontiwaun Carter from 23 yards out to give the Cats the early lead. After a White fumble deep in Arizona territory, Utah running back Charlie Brown scampered in from six yards out to tie the score.

After a 44-yard field goal by Steve McLaughlin, the Cats had first-and-goal at the Utah 2-yard line, but two dropped passes by Tim Thomas and then Lamar Lovett in the end zone forced the Cats to kick a 20-yard field goal. Late in the fourth quarter with Arizona leading 13-7, and Matt Peyton having to punt from his own end zone, the Cats gambled and took a safety as Peyton stepped out of the back of the end zone.

On the ensuing kickoff, Cal Beck returned the ball to the Arizona 5-yard line. The Wildcat defense held the Utes on three straight downs to set up a fourth-and-goal. Quarterback Mike McCoy scrambled out of the pocket and was in the grasp of Chuck Osborne but managed to get the pass off and found Kevin Dyson in the corner of the end zone for the winning score. A final UA drive ended in an interception.

The Cats recorded six sacks on the day, three of them by Tedy Bruschi, who earned Defensive MVP honors. Chuck Osborne had two sacks, and Sean Harris led the team with nine tackles.

1994 IBM OS/2 Fiesta Bowl - Arizona 29, Miami 0

TEMPE—Arizona's heralded "Desert Swarm" defense lived up to its name, and the Cats' offensive attack nearly named its own price as UA thumped No. 10 Miami, 29-0, in IBM OS/2 Fiesta Bowl XXIII.

The convincing victory was the bowl's only shutout in its 23-game history.

UA ran for 257 yards and one touchdown, passed for 152 yards and two touchdowns, had three Steve McLaughlin field goals and held Miami to 182 yards in total offense. The Wildcats' swarming defense limited the Canes to Fiesta Bowl record-lows of 22 rushes and 35 yards, plus picked off three Miami passes and sacked the quarterback four times.

Tailback Chuck Levy ran for 142 yards including a 68-yard scoring dash and earned Fiesta Bowl offensive MVP honors, while defensive end Tedy Bruschi recorded a sack and earned defensive MVP honors for UA.

UA jumped to a quick lead on its first possession, driving 75 yards with Dan White throwing a 13-yard TD pass to Troy Dickey. Arizona never looked back. The Canes' total offense was the second-lowest in Fiesta Bowl history, and the Arizona margin of victory was the second-largest in bowl history. Arizona enjoyed (1994 IBM OS/2 Fiesta Bowl Cont...)

a time of possession advantage of 37:20 to 22:40 for Miami, another bowl record. Miami's frustration was typified by its first possession, starting at its own 37-yard line. Three plays later the Canes punted on fourth-and-41 from their own 6-yard line.

The game gave UA its first 10-victory season in 90 years of football, and its strong showing earned the Cats a No. 9 final ranking in the coaches poll and No. 10 in the media poll.

1992 Hancock Bowl - Baylor 20, Arizona 15

EL PASO—Arizona's defense lived up to its billing on all but two plays; those spelled doom as Baylor's big scoring passes helped beat the Cats, 20-15, in the John Hancock Bowl.

UA, which unleashed a no-huddle, wide-open passing attack, opened scoring with a Steve McLaughlin first-quarter field goal and increased the lead to 10-0 with a 65-yard scoring drive capped by a George Malauulu quarterback draw for seven yards mid-way through the second quarter.

BU halfback Brandell Jackson hit Melvin Bonner for a 61-yard strike three minutes later, but Arizona answered with a 14-play drive to set up another McLaughlin field goal and take a 13-7 halftime lead.

The Bears, held to 47 yards rushing, went to the air and struck again with another Bonner TD catch for 69 yards from QB J.J. Joe. Shortly into the fourth period, the Bears capitalized on two Arizona fumbles in UA territory and cashed them in for two Terry Weir field goals and a 20-13 lead.

With time running out, Arizona held BU deep on fourth-and-eight, and punter Rhett Delaney took an intentional safety at 0:31. A Chuck Levy 27-yard kickoff return put the Cats in decent shape, and UA drove to the Baylor 28. Two passes from Malauulu into the end zone were incomplete although Heath Bray nearly snagged the game winner on the first try.

1990 Eagle Aloha Bowl - Syracuse 28, Arizona 0

HONOLULU—Marvin Graves ran for two touchdowns and passed for another score as Syracuse embarrassed Arizona, 28-0, in the ninth Eagle Aloha Bowl game in rain-drenched Aloha Stadium.

Graves scored on a pair of 5-yard runs and threw 47 yards to Terry Richardson and 6 yards to Chris Gedney as the Orangemen ran their record to 7-4-2. Arizona fell to 7-5. The shutout snapped Arizona's 214-game scoring streak, the second longest scoring streak in NCAA history. The last time the Cats were shut out was a 31-0 defeat by Arizona State in 1971.

The Orangemen drove 65 yards in 13 plays following the opening kickoff with Graves scoring on a quarterback draw from the five with 8:35 left in the first quarter.

Syracuse made it 14-0 with 2:22 remaining in the half as Richardson slipped behind the Cat pass defense for an easy 47-yard reception. Arizona tried to get back into the game in

the third quarter, twice reaching the Orangemen 35-yard line. But both drives died, and Syracuse put the game away in the fourth quarter with two long marches.

Graves was selected as Syracuse's most valuable player, and cornerback Todd Burden, who had two interceptions and caused a fumble, was selected as Arizona's most valuable player. The week-long inclement weather put a damper on many

activities and caused many ticket purchasers to stay at home. There were 32,217 tickets sold but only 14,185 attended the game.

1989 Copper Bowl - Arizona 17, North Carolina State 10

TUCSON—Arizona cashed in on big plays to defeat North Carolina State, 17-10, before an Arizona Stadium crowd of 37,237 in the inaugural Copper Bowl. The Wildcats were dominated statistically, 310 yards to 130 yards including a season-low 50 yards on the turf. However, two unlikely heroes, Olatide Ogunfiditimi and Scott Geyer, made the big plays to pull out the victory.

In the first stanza, neither team could sustain drives, but the Cats got on the board first as Ronald Veal found a double-covered Ogunfiditimi 37 yards down field for a 7-0 advantage. The second quarter proved more magical as Geyer, the Defensive MVP, intercepted Shane Montgomery and raced 85 yards for a score.

But the Wolfpack had a magic wand of their own as Montgomery, the Offensive MVP, capped a 56-yard, nine-play drive with a four-yard touchdown toss to full-back Todd Varn to cut the lead, 14-7. The half ended with a Gary Coston 34-yard field goal. Score: 17-7.

The second half included a Damon Hartman 43-yarder to inch the Pack closer, 17-10. However the New Year brought a little luck to the Cats, as Montgomery just missed a diving Chris Williams over the middle for the possible tying touchdown with 1:02 left.

Arizona Dick Tomey notched a victory in his first-ever bowl game in 13 years as a head coach. The Wildcats finished 8-4 on the season, and the Wolfpack closed at 7-5.

1986 Aloha Bowl - Arizona 30, North Carolina 21

HONOLULU—Arizona capitalized on big defensive plays to coast to its first-ever post-season victory, 30-21, over North Carolina. All-America free safety Chuck Cecil was the ring-leader of the Cat defense that forced five fumbles with bone-jarring hits.

The Arizona offense showed spark as well. David Adams closed his sterling career with 81 yards rushing and a touchdown and three catches for 77 yards. Offensive MVP Alfred Jenkins finished 12-of-28 passing for 187 yards and a score.

But it was coach Larry Smith's defense which made the big plays to set up points. A Jim Birmingham fumble recovery led to a 31-yard Gary Coston field goal to begin the attack. Later, Boomer Gibson partially blocked a punt, and the Cats put seven more on the board with an Adams one-yard scamper. Danny Lockett's sack of Mark Maye caused a fumble, and the Cats cashed in with another Coston three-pointer for a 13-0 halftime lead.

It was more of the same in the third quarter. Arizona's Jeff Valder booted a 52-yard field goal to set an Aloha Bowl record. Then Cecil clobbered Jonathan Hall, and Jerry Beasley recovered the subsequent fumble at the Tar Heel 30. Jenkins found Jon Horton from 13 yards out for the quick score. Another Tar Heel fumble led to Greathouse's five-yard scoring run, and the Cats were in control.

1985 Sun Bowl - Arizona 13, Georgia 13

EL PASO—Arizona and Georgia each failed on late field goal attempts leaving the teams tied, 13-13, and the record Sun Bowl crowd of 52,203 going home with an empty feeling.

The teams battled on even terms for a half with Georgia's Steve Crumley booting a 37-yard field goal and Arizona's Max Zendejas adding a 22-yarder after an apparent Arizona touchdown was nullified by penalty.

(1985 Sun Sun Bowl Cont.)

The third quarter belonged to coach Larry Smith's troops, who drove 34 yards with the second-half kickoff before Zendejas nailed a 52-yard field goal. The Wildcats expanded the margin to 13-3 with 3:30 left to play in the stanza, as Martin Rudolph picked off a James Jackson pass and bolted 35 yards for a touchdown.

Georgia took the ensuing kickoff and drove to the Arizona 28, where Davis Jacobs kicked a 45-yarder to begin the Bulldog rally. Two plays later, James DeBow fumbled, and Georgia's Tony Flack recovered to set up Lars Tate's game-tying 2-yard run. Jacobs missed a 44-yarder with 1:14 to play. The Cats then used a 25-yard David Adams run to give Zendejas a 39-yard try with :10 remaining. However, his attempt was wide-right and short.

Zendejas and Georgia center Peter Anderson won outstanding player honors. Arizona finished the season at 8-3-1, while Georgia wound up 7-3-2.

1979 Fiesta Bowl - Pittsburgh 16, Arizona 10

TEMPE—The 10th-ranked Pittsburgh Panthers survived a late rally and hung on to defeat Arizona, 16-10, in the 1979 Fiesta Bowl.

A national television audience was able to watch superb defensive play on both sides. Arizona's defense held Pitt to 299 yards, while the offense dented the Panther's nationally-ranked defense for 317 yards.

Pitt led 6-0 at halftime on the strength of 46-and 36-yard field goals by the game's most valuable offensive player, Mark Schubert. Arizona moved the ball well, but couldn't get the one big play it needed. The Cats drove to Pitt's 37, 26 and 22, but came up empty each time.

The Cats' trouble came on key plays. Midway through the first period, they were stopped on fourth-and-two at the Pitt 21. Arizona managed to get on the board late in the third period on a 38-yard field goal by Brett Weber, but Pitt answered with a touchdown to expand its lead to 13-3.

The Panthers appeared to have wrapped up the game when Schubert kicked his third field goal of the day with 8:02 left. But the Cats reached into their bag of tricks to get back in the game. From the Pitt 47, fullback Hubie Oliver took a pitch and launched a pass down field to Greg Jackson who caught it at the Panther one. Oliver scored on the next play.

The outcome was in doubt until Terry White picked off a Jim Krohn pass with :58 remaining. Arizona's David Liggins was voted the game's most valuable defensive player on the strength of two key interceptions of Dan Marino passes to thwart Panther drives.

1968 Sun Bowl - Auburn 34, Arizona 10

EL PASO—Arizona battled Auburn on even terms for one half, but within a period of seven minutes in the second half, the Tigers scored 24 points to crush the Wildcats, 34-10, before 32,302 weather-beaten fans and a national television audience in the 34th annual Sun Bowl.

Auburn had taken the lead, 10-0, on a John Riley 52-yard field goal, tying a Sun Bowl record, and a 65-yard touchdown pass from All-SEC quarterback Loran Carter to Mickey Zofko. But the Cats were fit to be tied as Steve Hurley booted a 37-yarder after both teams exchanged turnovers. Arizona held Auburn on fourth down with under two minutes left in the half, and Arizona's Bruce Lee went to work. Two first-down pass completions set up a 12-yard toss to Hal Arnason in the end zone, tying the score 10-10 at the half.

In the third quarter, Auburn took the lead and didn't look back as Tommy Taylor scampered nine yards to put the Tigers up 17-10. Then Buddy McClinton intercepted Lee for the third time in the game and raced 32 yards to score. Auburn's next possession produced a dazzling Carter to Tim Christian 42-yard touchdown pass. Riley then kicked a 41-yard field goal to secure the victory with 11:14 left.

Auburn's Buddy McClinton was voted MVP of the game, and All-America tackle Dave Campbell was honored as the outstanding lineman.

1949 Salad Bowl - Drake 14, Arizona 13

PHOENIX—Arizona couldn't overcome crucial mistakes, and the Drake Bulldogs triumphed, 14-13, before a crowd of 14,000 in nostalgia-filled Montgomery stadium.

The fiery Midwesterners were outgained by coach Miles Casteel's troops, 355 yards to 206, but the Cats had two fumbles and an interception that ended any hope for a victory. Drake built a 14-7 halftime lead on the strength of Frank Metzger's 1-yard run and Floyd Miller's interception of Ed Wolgast for a 20-yard score. The Cats got on the board with a 15-yard Wolgast rollout.

Arizona roared back in the second half, as running back Charlie Hall romped 79 yards with the third quarter kickoff. The Cats failed to score on their first thrust after the thrilling return, but after an exchange of punts, the durable Wolgast tallied his second touchdown.

Drake carried the luck on this afternoon. Arizona's Wrinfred Tackett, one of the Border-Conference's top extra-point kickers, booted the pigskin against the left upright, the ball bounced away from the goal posts, and Drake escaped with a one-point margin.

Wolgast finished the day with 133 yards rushing, eight yards more than Drake's team total.

1921 East-West Christmas Classic - Centre (Ky.) 38, Arizona 0

SAN DIEGO—A dominating squad from Centre (Ky.) College splashed to a 38-0 victory over Arizona in front of several thousand rain-soaked fans, spoiling Arizona's first-ever bowl game appearance.

The Praying Colonels held the Cats to zero first downs in the first half, and Arizona was unable to maintain a good drive throughout the game.

Centre's Red Roberts, one of Walter Camp's first All-America ends, scored the first touchdown five minutes into the match. Later, All-American Alvin (Bo) McMillin went over the right tackle for another score. Centre led 18-0 at the half.

The second half was much the same, as Centre dominated every phase. Just as Arizona was mounting a drive late in the third stanza, an interception ended Western hopes, and the Wildcat defense was unable to halt the potent Eastern attack. Centre's Herb Covington scored on a punt return and a sweep to seal the victory.

ARIZONA INDIVIDUAL BOWL GAME RECORDS

Rushing Records

Most Rushing Attempts	24, Trung Canidae (97 yds) vs. New Mexico (1997 Insight.com)
Most Rushing yards	142, Chuck Levy vs. Miami (1994 Fiesta)
Most Rushing TDs	2, Ed Wolgast vs. Drake (1949 Salad)
Longest Scoring run	68, Chuck Levy vs. Miami (1994 Fiesta)

Passing Records

Most Passes Attempted	50, Nick Foles vs. Oklahoma State (2010 Alamo Bowl)
.....	38, George Malauulu vs. Baylor (1992 Hancock)
Most Passes Completed	32, Nick Foles vs. Oklahoma State (2010 Alamo Bowl)
.....	24, Willie Tuitama vs. BYU (2008 Las Vegas)
Most Yards Passing	325, Willie Tuiama vs. BYU (2008 Las Vegas)
.....	282, George Malauulu vs. Baylor (1992 Hancock)
Most Pass Interceptions	6, Bruce Lee vs. Auburn (1968 Sun)
Most Passing TDs	2, Willie Tuitama vs. BYU (2008 Las Vegas)
.....	2, Dan White vs. Miami (1994 Fiesta)

Receiving Records

Most Pass Receptions	9, Juron Criner vs. Baylor (1992 Hancock Bowl)
.....	9, Troy Dickey vs. Baylor (1992 Hancock)
Most Yards Receiving	111, Terrell Turner (4 rec) vs. BYU (2008 Las Vegas)
.....	108, Troy Dickey vs. Baylor (1992 Hancock)
Most TD Receptions	2, Troy Dickey vs. Miami (1994 Fiesta)
Longest Scoring reception	78, Brad Brennan from Keith Smith vs. Nebraska (1998 Holiday)

Return Records

Longest TD Punt Return	none
Longest TD Kickoff Return	none
Longest TD Interception	85, Scott Geyer vs. N.C. State (1990 Copper)
Most Interception Returns	2, Chris McAlister (1998 Holiday)
.....	2, Dave Liggins (1979 Fiesta)

Miscellaneous Records

Most Yards Gained Rushing and Receiving	158, David Adams vs. North Carolina (1986 Aloha)
Most Yards Total Offense	399, George Malauulu vs. Baylor (1992 Hancock)
Largest Margin of Victory	29, 1994 Fiesta, UA 29 Miami 0
Largest Margin of Defeat	38, 1921 Christmas Classic, Centre 38 UA 0
Quarterback Sacks	6, vs. Utah (1994 Freedom)

Kicking Records

Longest Field Goal	52, Jeff Valder vs. North Carolina (1986 Aloha); 52, Max Zendejas vs. Georgia (1985 Sun)
Most Field Goals Attempted	4, Steve McLaughlin vs. Miami (1994 Fiesta)
Most Field Goals	3, Mark McDonald vs. Nebraska (1998 Holiday); 3, Steve McLaughlin vs. Miami (1994 Fiesta)
Most Punts	9, Keenyn Crier (374 yds) vs. Nebraska (2009 Holiday), 9, Ryan Springston (348 yds) vs. New Mexico (1997 Insight.com), 9, Matt Peyton vs. Utah (1994 Freedom)
Best Punting Average	41.7, John Nies vs. N.C. State (1990 Copper)
Most PAT	4, Jason Bondzio vs. BYU (2008 Las Vegas)
.....	3, Gary Coston vs. North Carolina (1986 Aloha)

OPPONENT INDIVIDUAL BOWL RECORDS

Rushing Records

Most Rushing Attempts	22, Lars Tate, Georgia (1985 Sun)
Most Rushing yards	101, Torin Dorn, North Carolina (1986 Aloha)
Most Rushing TD	many with 1
Longest Scoring run	58, Torin Dorn, N.C. (1986 Aloha)

Passing Records

Most Passes Attempted	46, Shane Montgomery, N.C. State (1989 Copper), 46, Max Hall, BYU (2008 Las Vegas)
Most Passes Completed	30, Max Hall, BYU (2008 Las Vegas)
.....	25, Brandon Weedon, Oklahoma State (2010 Alamo)
Most Yards Passing	328, Max Hall, BYU 92008 Las Vegas)
.....	240, Brandon Weedon, Oklahoma State (2010 Alamo)
Most Pass Interceptions ...	Graham Leigh, New Mexico (1997 Insight.com)
Most Passing TDs	2, Loran Carter, Aub. (1968 Sun); 2, Marvin Graves, Syracuse (1990 Aloha)
.....	2, Brandon Weedon, Oklahoma State (2010 Alamo)

Receiving Records

Most Pass Receptions	11, Austin Collie (119 yds) BYU (2008 Las Vegas)
.....	9, Justin Blackmon, Oklahoma State (2010 Alamo)
Most Yards Receiving	166, Melvin Bonner, Baylor (1992 Hancock)
Most TD Receptions	2, Melvin Bonner, Baylor (1992 Hancock)
.....	2, Justin Blackmon, Oklahoma State (2010 Alamo)
Longest Scoring reception	74, Paul Niles from Zac Lee, Nebraska (2009 Holiday); 71, Justin Blackmon, Oklahoma State (2010 Alamo)

Return Records

Longest TD Punt Return	none
Longest TD Kickoff Return	none
Longest TD Interception	32, Buddy McClinton, Auburn (1968 Sun)

Kicking Records

Longest Field Goal	52, John Riley, Auburn (1968 Sun)
Most Field Goals Attempted	4- Alex Henery, Nebraska (2009 Holiday),
Most Field Goals	4- Alex Henery, Nebraska (2009 Holiday),
Most Punts	10, Mike Crissy Miami (94 Fiesta); 10, J. Jones Utah (94 Freedom)
Best Punting Average	41.0, J. Jones, Utah (1994 Freedom)
Most PATs	4, John Riley, Auburn. (1968 Sun)

Miscellaneous Records

Most Yards Gained Rushing and Receiving	166, Melvin Bonner Baylor (1992 Hancock)
.....	143, Niles Paul, Nebraska (2009 Holiday)

ARIZONA INDIVIDUAL BOWL GAME RECORDS

Rushing Records

Most Rushing Attempts	24, Trung Canidae (97 yds)
.....	vs. New Mexico (1997 Insight.com)
Most Rushing yards	142, Chuck Levy
.....	vs. Miami (1994 Fiesta)
Most Rushing TDs	2, Ed Wolgast
.....	vs. Drake (1949 Salad)
Longest Scoring run	68, Chuck Levy
.....	vs. Miami (1994 Fiesta)

Passing Records

Most Passes Attempted	50, Nick Foles
.....	vs. Oklahoma State (2010 Alamo Bowl)
.....	38, George Malauulu
.....	vs. Baylor (1992 Hancock)
Most Passes Completed	32, Nick Foles
.....	vs. Oklahoma State (2010 Alamo Bowl)
.....	24, Willie Tuitama
.....	vs. BYU (2008 Las Vegas)
Most Yards Passing	325, Willie Tuiama
.....	vs. BYU (2008 Las Vegas)
.....	282, George Malauulu
.....	vs. Baylor (1992 Hancock)
Most Pass Interceptions	6, Bruce Lee
.....	vs. Auburn (1968 Sun)
Most Passing TDs	2, Willie Tuitama
.....	vs. BYU (2008 Las Vegas)
.....	2, Dan White
.....	vs. Miami (1994 Fiesta)

Receiving Records

Most Pass Receptions	9, Juron Criner
.....	vs. Baylor (1992 Hancock Bowl)
.....	9, Troy Dickey
.....	vs. Baylor (1992 Hancock)
Most Yards Receiving	111, Terrell Turner (4 rec)
.....	vs. BYU (2008 Las Vegas)
.....	108, Troy Dickey
.....	vs. Baylor (1992 Hancock)
Most TD Receptions	2, Troy Dickey
.....	vs. Miami (1994 Fiesta)
Longest Scoring reception	78, Brad Brennan from Keith Smith
.....	vs. Nebraska (1998 Holiday)

Return Records

Longest TD Punt Return	none
Longest TD Kickoff Return	none
Longest TD Interception	85, Scott Geyer
.....	vs. N.C. State (1990 Copper)
Most Interception Returns	2, Chris McAlister (1998 Holiday)
.....	2, Dave Liggins (1979 Fiesta)

Miscellaneous Records

Most Yards Gained Rushing and Receiving	158, David Adams
.....	vs. North Carolina (1986 Aloha)
Most Yards Total Offense	399, George Malauulu
.....	vs. Baylor (1992 Hancock)
Largest Margin of Victory	29, 1994 Fiesta, UA 29 Miami 0
Largest Margin in Defeat	38, 1921 Christmas Classic, Centre 38 UA 0
Quarterback Sacks	6, vs. Utah (1994 Freedom)

OPPONENT TEAM BOWL RECORDS

Most First Downs	22, BYU (2008 Las Vegas)
.....	20, Pittsburgh (1979 Fiesta)
Most Rushing Attempts	68, Georgia (1985 Sun)
Most Yards Rushing	223, Nebraska (2009 Holiday);
.....	211, Georgia (1985 Sun)
Most Passes Attempted	46, BYU (2008 Las Vegas);
.....	46, North Carolina State (1989 Copper)
Most Passes Completed	30, BYU (2008 Las Vegas)
.....	25, Oklahoma State (2010 Alamo)
Most Passes Intercepted	4, New Mexico (1997 Insight.com)
Most Yards Passing	328, BYU (2008 Las Vegas)
.....	240, Oklahoma State (2010 Alamo)
Most Yards Total Offense	444, BYU (2008 Las Vegas)
.....	375, North Carolina (1986 Aloha)
Most Fumbles	5, North Carolina (1986 Aloha)
Most Fumbles lost	5, North Carolina (1986 Aloha)
Most Punts	10, Miami (1994 Fiesta);
.....	10, Utah (1994 Freedom)
Most Penalties	10, BYU (2008 Las Vegas),
.....	10, Pittsburgh (1979 Fiesta)
Most Penalty Yards	94, Utah (1994 Freedom)
Most Points 1st Quarter	17, Oklahoma State (2010 Alamo)
Most Points 2nd Quarter	13, Nebraska twice
.....	(2009 Holiday, 1998 Holiday)
Most Points 3rd Quarter	14, Auburn (1968 Sun)
Most Points 4th Quarter	14, North Carolina (1986 Sun);
.....	14, Syracuse (1990 Aloha)
Most Points	38, Centre (1921 Christmas Classic)
Fewest Points	0, Miami (1994 Fiesta)

When was the last time Arizona ...

Returned a punt for a TD:	Richard Morrison (63 yards) vs. Washington, 2012
Returned a blocked punt for a TD:	Orlando Vargas (23 yards, Vargas' block) at ASU 2009
Returned a blocked FG for a TD:	Gary Love vs. North Texas, 2002 (60 yards, C. Williams block)
Returned a kickoff for TD:	Travis Cobb (100 yards) vs. Iowa, 2010; Cobb (95 yards) vs. WSU 2009
Returned an interception for a TD:	Jonathan McKnight (48 yards) vs. Oklahoma State, 2012
Returned a fumble for a TD:	M. Hundley 87 yds vs. Idaho 2008; M. Hollingsworth (0 yards) vs. UCLA, 2005
A player had two TD returns:	Antoine Cason (56-yd punt, 42-yd INT) vs. Oregon, 2007
Blocked a punt for a safety:	Andrae Thurman at San Diego State, 2001
Scored a safety:	Team, punt snap through end zone, at Oregon 2010
Did not score:	at Oregon (49-0), Sept. 22, 2012
Did not score a touchdown:	at Oregon (49-0), Sept. 22, 2012
Did not score an offensive touchdown:	at Oregon (49-0), Sept. 22, 2012
A back ran for 100 yards:	Ka'Deem Carey (25-172, TD) vs. Arizona State, Nov. 23, 2012 (9th of season/9th of career)
A back ran for 200 yards:	Ka'Deem Carey (26-204, TD) at Utah, Nov. 17, 2012 (8th of season/8th of career)
A quarterback ran for 100 yards:	Matt Scott (15-100, TD) vs. USC, 2012; previous -- Ortege Jenkins (11-104) vs. UCLA, 2000
A QB/receiver rushed for 50 yards:	Matt Scott (13-74, TD) at Utah, Nov. 17, 2012
Two players rushed for 100 yards each:	Matt Scott (15-100, TD) and Ka'Deem Carey (28-119, 2 TD) vs. USC, 2012
Team rushed for less than 100 yards:	at Oregon (32-89 yards), 2012
Team rushed for 200 yards:	Arizona State (57-292, TD), Nov. 23, 2012
Team rushed for 250 yards:	Arizona State (57-292, TD), Nov. 23, 2012
Team rushed for 300 yards:	at Utah (46-320, 3 TD), Nov. 17, 2012; and vs. Colorado (38-438, 6 TD), Nov. 10, 2012
Rushed for negative yardage:	at UCLA (22- -13), 2006
A quarterback passed for 300 yards:	Matt Scott (27-50-1-369, 3 TD) vs. USC, 2012 (5th time in 2012, 6th of career)
A quarterback passed for 400-500+ yards:	Matt Scott (45-69-1-491, 3 TD) at Stanford, 2012 (3rd-most school history, 2nd 400+ yard game of season/career)
A QB had 30 pass attempts in a quarter/40 in a half:	Matt Scott (23-35-0-195 yards, 0 TD) 2Q at Stanford, 2012; Matt Scott (26-41-0-218, 0 TD) 1H at Stanford, 2012
Team 300 yards passing:	vs. USC (27-51-1-369, 3 TD), 2012
Team 400-500+ yards passing:	at Stanford (45-69-1-491, 3 TD), 2012 (3rd-most yards in school history)
Team less than 300 yards total offense:	at UCLA (70-257), 2012
Had 500 yards in total offense:	vs. Arizona State (96 plays, 522 yards, 292 rush, 230 pass), Nov. 23, 2012
Had 600 yards in total offense:	at Stanford (103 plays, 617 total yards, 126 rushing, 491 passing, 6 TD), 2012
Ran 90 offensive plays:	vs. Arizona State (96 plays, 57 run, 39 pass), Nov. 23, 2012
A receiver had 100 yards:	Austin Hill (10-259) vs. USC, 2012
A receiver had 200 yards:	Austin Hill (10-259) vs. USC, 2012; previous -- Bobby Wade (11-222, 1 TD) at California, 2002
Two receivers had 100 yards:	Austin Hill (7-139, TD) and Dan Buckner (10-116) vs. Toledo 2012
Three receivers had 100 yards:	M. Thomas (7-137, 2 TD), T. Turner (7-109, TD), A. Johnson (7-102) vs. New Mexico '07
Player had 250 all-purpose yards:	Ka'Deem Carey, 400 yards (366 rush, 44 rec.) vs. Colorado, 2012; Austin Hill, 259 (259 receiving) vs. USC, 2012
A player intercepted two passes:	Marquis Flowers vs. USC, 2012
Blocked a punt:	Team at Colo '11; O.Vargas vs. ASU '09; D.Roberts vs. Cal '08; E.Mitchell at LSU '06
Blocked a field goal:	Carlos Williams vs. WSU, 2002
Blocked a PAT kick:	Justin Washington vs. Iowa, 2010; Peter Hansen at USC, 2000
Tried a 2-pt. conversion; successful:	vs. Arizona State (John Bonano rush)
Tried an onside kick; was successful:	vs. Arizona State (failed), Nov. 23, 2012; vs. Toledo 2012 (Bonano recovered own kick)
Missed a PAT kick:	John Bonano vs. Arizona State, Nov. 23, 2012
Made a field goal:	John Bonano (2-for-2, 33 and 23 yards) vs. Arizona State, Nov. 23, 2012
Missed a field goal:	John Bonano (2-for-3, 37-yard attempt) vs. USC, 2012
Beat a ranked team:	39-36 vs. #10 USC, 2012
Lost to a ranked team:	66-10 at #25 UCLA, 2012
Beat an unranked team:	34-24 at Utah, Nov. 17, 2012
Lost to an unranked team:	41-34 vs. Arizona State, Nov. 23, 2012
Won as a ranked team:	56-0 vs. South Carolina State, Sept. 15, 2012
Won as an unranked team:	34-24 at Utah, Nov. 17, 2012
Lost as a ranked team:	66-10 at #25 UCLA (UA ranked #24), 2012
Lost as an unranked team:	at #18 Stanford, 54-48 OT, 2012
Played in overtime game:	at #18 Stanford, 54-48 OT, 2012 UA 3-5 all time in overtime games (1-1 under Rich Rodriguez)

When was the last time an opponent ...

Returned a punt for a TD:	DeSean Jackson (95 yards), Cal, 2006
Recovered a blocked punt for a TD:	Clayton Polk (41 yards) at Oregon State, 2011 (last one in 2001 at OSU)
Returned a blocked FG for a TD:	James Bethea (60 yards), at California, 2002
Returned a kickoff for TD:	Matt Slater (100 yards) vs. UCLA, 2007; LaShaun Ward (94 yards) at California, 2002
Returned an interception for a TD:	I. Ekpre-Olamu (54 yards) and T. Hill (29 yards), Oregon 2012
Returned a fumble for a TD:	Tony Dye (28 yards) vs. UCLA, 2009
Scored a safety:	UCLA (Glenn Love tackle of Beirne) 2011
Did not score:	South Carolina State, 2012 (56-0); Idaho, 2008 (70-0); Illinois, 1996 (UA 41-0)
Did not score a touchdown:	South Carolina State, 2012; Previous: California, Citadel and Toledo in 2010
Rushed for 200 yards:	vs. Arizona State (55-269, 5 TD), Nov. 23, 2012
Rushed for 250 yards:	vs. Arizona State (55-269, 5 TD), Nov. 23, 2012
Rushed for 275 yards:	at Oregon (63-308, 3 TD), 2012
Rushed for 300 yards:	at Oregon (63-308, 3 TD), 2012
Rushed for negative yardage:	at Stanford (19- -6), 2006
50 plays or less; 80 plays or more:	at Washington State 2009 (42-185); vs. Arizona State (84-460), Nov. 23, 2012
Less than 200 yards total offense:	The Citadel 2010 (64-171; 150R, 21P); at Toledo 2010 (51-183; 80R, 103P)
An individual ran for 100 yards:	Marion Grice (18-156, 3 TD), Arizona State, Nov. 23, 2012
Two backs ran for 100 yards each:	LaMichael James (28-126, 2 TD) and Josh Huff (3-103, TD) at Oregon 2010
A back ran for 200 yards:	LaMichael James (28-288, 2 TDs), vs. Oregon 2011
Had 500 yards in total offense:	at UCLA (93-611, 308 rush, 303 pass), 2012
A quarterback passed for 300 yards:	Travis Wilson (28-40-0-311, 2 TD) at Utah, Nov. 17, 2012
Team passed for 300 yards:	at Utah (29-41-0-313, 2 TD) at Utah, Nov. 17, 2012
A receiver had 100 yards:	Marqise Lee (16-345, 2 TD) vs. USC, 2012
Two receivers had 100 yards:	Markus Wheaton (10-166, 2 TD) and Brandin Cooks (9-149), Oregon State, 2012)
Blocked a punt:	Kevin Ayers (Kyle Dugandzic punt), Arizona State, Nov. 23, 2012
Blocked a field goal:	W. Keliikipi (Bonano 31-yard attempt) at Oregon, 2012
Blocked a PAT kick:	at USC 2011 (Matt Kalil), Zendejas attempt 2011
Scored a 2-point PAT; tried:	at Oregon (Rob Beard pass from Jackson Rice), 2012; vs. USC (Barkley pass to Lee successful), 2012

Career Starts

OFFENSE	2009	2010	2011	2012	Career
A. Bachman	-	-	-	4	4
M. Baucus	-	-	12	12	24
T. Biskin	-	-	10	6	16
D. Buckner	-	-	1	12	13
C. Bundage	-	-	-	1	1
K. Carey	-	-	-	12	12
B.J. Denker	-	-	-	1	1
F. Ebbele	-	-	12	12	24
A. Hill	-	-	1	11	12
D. Jenkins	-	-	1	1	2
T. Miller	-	3	-	4	7
R. Morrison	-	1	1	1	3
G. Nwoko	1	1	-	-	2
C. Putton	-	-	9	9	18
K. Quinn	-	1	12	8	21
D. Richards	-	-	-	8	8
D. Robinson	-	-	2	-	2
M. Scott	3	2	-	11	16
T. Tutogi	-	5	6	7	18
G. Wharton	-	-	-	4	4
S. Zink	-	-	3	8	11

DEFENSE	2009	2010	2011	2012	Career
D. Austin	-	-	-	5	5
T. Bondurant	-	-	6	12	18
L. De Rego	-	-	1	-	1
C.J. Dozier	-	-	-	1	1
J. Fischer	-	8	-	12	20
M. Flowers	-	-	10	12	22
R. Gilbert	-	-	-	7	7
J. Grandon	-	-	4	9	13
H. Hobson	-	-	1	-	1
T. Hood	-	-	-	2	2
S. Jackson	-	-	-	11	11
J. McKnight	-	-	-	9	9
C. Merrill	-	-	1	-	1
V. Miles	-	-	-	3	3
P. Onwuasor	-	-	-	2	2
D. Pettinato	-	-	3	8	11
D. Rainey	-	-	-	5	5
S. Richardson	-	3	10	10	23
K. Taula	-	-	4	1	5
J. Tevis	-	-	-	10	10
S. Tuihalamaka	-	4	10	10	24
J. Washington	-	9	6	3	18
M. Watley	-	-	1	-	1
J. Ward	-	-	3	-	3

Pronunciations

Players

Dominique Austin	dom-ih-neek
Kylan Butler	cay-lin
Brian Chacon	shuh-CONE
Lamar De Rego	deh-RAY-go
Kyle Dugandzic	doo-GANDS-ick
Fabbians Ebbele	ebb-eh-lee
Faitele Faafoi	fah-ih-tay-lay fAH-uh-foy
Marquis Flowers	mar-keece
Patrick Onwuasor	oh-WAH-soh
Dan Pettinato	pet-in-knot-oh
Tyler Slavin	slay-vin
Kirifi Taula	keh-REE-fee tah-OO-lah
Sione Tuihalamaka	see-OH-nay too-ee-hah-la-MAH-kah
Taimi Tutogi	TIE-mee tuh-TOE-gee (hard g)

Coaches

Robert Anae	uh-NIGH
Bill Kirelawich	Kerr-LAV-itch (lav as in have)

Game-by-Game Captains

Toledo	M. Scott, K. Quinn, D. Austin, K. Dugandzic
OK State	T. Miller, T. Biskin, T. Tutogi, C. Merrill
S.C. State	D. Buckner, S. Zink, W. Mobley, J. Bonano
at Oregon	M. Scott, D. Robinson, D. Austin, K. Dugandzic
Oregon St.	K. Quinn, A. Bachman, M. Watley, J. Fischer
at Stanford	M. Scott, D. Buckner, J. Ward, L. De Rego
Washington	M. Scott, S. Zink, C. Merrill, J. Bonano
USC	M. Scott, T. Tutogi, C. Upshaw, J. Fischer
at UCLA	T. Biskin, D. Robinson, D. Buckner, J. Fischer
Colorado	K. Quinn, J. Fischer, E. Taylor, L. De Rego
at Utah	T. Biskin, M. Scott, W. Mobley, K. Dugandzic
Arizona St.	M. Scott, K. Quinn, T. Biskin, J. Fischer

Arizona Depth Chart (Gilden New Mexico Bowl: vs. Nevada)

Unofficial depth chart compiled by UA Communications Services Department (Dec. 7)

OFFENSE

Pos.	No.	Name	Ht.	Wt.	Yr.
WR	4	Dan Buckner	6-4	215	Sr.-1L
	11	Tyler Slavin	6-2	205	So.-1L
SLOT	16	Garic Wharton	5-11	164	So.-1L
	30	Johnny Jackson	5-10	179	Fr.-RS
LT	68	Mickey Baucus	6-8	285	So.-1L
	62	Chris Putton	6-4	280	Jr.-2L
LG	62	Chris Putton	6-4	280	Jr.-2L
	61	Cayman Bundage	6-2	265	Fr.-HS
C	76	Kyle Quinn	6-3	290	Sr.-3L
	54	Addison Bachman	6-4	297	Sr.-1L
RG	72	Trace Biskin	6-5	282	Sr.-1L
	75	Shane Zink	6-6	314	Sr.-1L
RT	73	Fabbians Ebbele	6-8	310	So.-1L
	75	Shane Zink	6-6	314	Sr.-1L
TE	87	Drew Robinson	6-5	256	Sr.-1L
	83	Michael Cooper	6-5	240	Sr.-1L
QB	10	Matt Scott	6-3	196	Sr.-3L
	7	B.J. Denker	6-3	177	Jr.-TR
RB	8	Richard Morrison	5-11	183	Jr.-2L
	25	Ka'Deem Carey	5-10	197	So.-1L
FB	3	Daniel Jenkins	5-9	196	Jr.-2L
	23	Jared Baker	5-8	191	Fr.-RS
FB	31	Taimi Tutogi	6-1	260	Sr.-3L
	87	Drew Robinson	6-5	256	Sr.-1L
SLOT	83	Michael Cooper	6-5	240	So.-1L
	29	Austin Hill	6-3	211	So.-1L
WR	8	Richard Morrison	5-11	183	Jr.-2L
	80	David Richards	6-4	203	Fr.-RS
WR	29	Austin Hill	6-3	211	So.-1L

DEFENSE

Pos.	No.	Name	Ht.	Wt.	Yr.
END	84	Reggie Gilbert	6-4	252	So.-1L
	43	Justin Washington	6-2	268	Jr.-2L
NOSE	91	Sione Tuihalamaka	6-2	271	Jr.-2L
	98	Tevin Hood	6-0	302	Jr.-SQ
TACKLE	90	Dan Pettinato	6-4	265	So.-1L
	96	Willie Mobley	6-2	270	RS Sr.-1L
SLB	2	Marquis Flowers	6-3	221	Jr.-2L
	9	C.J. Dozier	6-2	206	Fr.-HS
MLB	33	Jake Fischer	6-0	215	Jr.-2L
	24	Dakota Conwell	6-2	215	Fr.-HS
WLB	53	Sir Thomas Jackson	6-0	215	Fr.-RS
	19	Hank Hobson	6-3	224	So.-1L
SPUR	21	Tra'Wayne Bondurant	5-10	207	So.-1L
	12	Wayne Capers Jr.	6-1	189	Fr.-HS
BANDIT	38	Jared Tevis	5-10	197	So.-1L
	4	Patrick Onwuasor	6-1	211	Fr.-RS
CB	5	Shaquille Richardson	6-1	186	Jr.-2L
	17	Derrick Rainey	6-1	184	Jr.-2L
CB	6	Jonathan McKnight	5-11	167	So.-1L
	40	Brendan Murphy	5-11	181	Jr.-TR
FS	36	Vince Miles	6-1	188	Fr.-HS
	26	Jourdon Grandon	6-0	186	So.-1L

SPECIALISTS

Pos.	No.	Name	Ht.	Wt.	Yr.
PK/KO	15	John Bonano	6-0	214	Sr.-3L
	41	Casey Skowron	5-10	155	Fr.-RS
P/Hold	13	Kyle Dugandzic	6-0	200	Sr.-1L
	39	Drew Riggleman	6-2	209	Fr.-RS
LS	63	Brian Chacon (PAT/FG)	6-3	267	Jr.-1L
	50	Chase Gorham (Punt)	6-3	259	So.-1L
PR	84	Sean Willet	6-0	192	Jr.-SQ
	8	Richard Morrison	5-11	183	Jr.-2L
KOR	23	Jared Baker	5-8	191	Fr.-RS
	3	Daniel Jenkins	5-9	196	Jr.-2L
KOR	30	Johnny Jackson	5-10	179	Fr.-RS

Arizona Alphabetical Roster

82	Ademola Adeniran	WR	5-7	160	So.	SQ+	Phoenix, Ariz. (North HS/Avila University)	30	Johnny Jackson	WR	5-10	179	Fr.*	RS+	San Diego, Calif. (St. Augustine HS)
89	R.J. Aguero	WR	6-2	190	Fr.*	SQ+	Laredo, Texas (John B. Alexander HS)	53	Sir Thomas Jackson	LB	6-0	215	Fr.*	RS+	Seattle, Wash. (O'Dea HS)
27	Jamar Allah	FS	6-1	189	Fr.	HS	Phoenix, Ariz. (North Canyon HS)	3	Daniel Jenkins	RB	5-9	196	Jr.*	2L	Moreno Valley, Calif. (Rancho Verde HS)
9	Javelle Allen	QB	6-2	226	Fr.	HS	Prosper, Texas (Prosper HS)	49	Tim Johnston	LS	6-3	215	Fr.*	SQ+	Piedmont, Calif. (Piedmont HS)
51	Frasier Anderson	S	5-10	185	Fr.	HS+	Newport Beach, Calif. (Corona del Mar HS)	27	Terris Jones	RB	5-7	177	So.	RS+	Long Beach, Calif. (California HS)
74	Jacob Arzouman	OL	6-5	270	Fr.*	RS	Tucson, Ariz. (Salpointe Catholic HS)	99	Kyle Kelley	DL	6-3	243	Fr.	HS	Irvine, Calif. (Woodbridge HS)
20	Stephen Ascher	S	6-1	194	Fr.*	RS+	Newport Beach, Calif. (Corona del Mar HS)	17	Josh Kern	QB	6-5	197	Fr.	HS	San Antonio, Texas (Clark HS)
92	Dominique Austin	DL	6-5	285	Sr.*	3L	La Puente, Calif. (Bishop Amat HS)	28	Anthony Lopez	LB	5-11	209	Fr.	HS	West Milford, N.J. (Mesquite HS [Ariz.])
54	Addison Bachman	OL	6-4	297	Sr.	1L	Glendora, Calif. (Glendora HS/Chaffey Coll./Citrus Coll.)	77	Lene Maiava	OL	6-5	276	Fr.*	RS	Tafuna, American Samoa (Tafuna HS)
23	Jared Baker	RB	5-8	191	Fr.*	RS	Los Angeles, Calif. (Loyola HS)	6	Jonathan McKnight	CB	5-11	167	So.*	1L	River Ridge, La. (John Curtis HS)
68	Mickey Baucus	OL	6-8	285	So.*	1L	Mundelein, Ill. (Carmel Catholic HS)	97	Dwight Melvin	DL	6-1	276	Fr.	HS	Phoenix, Ariz. (Fairfax HS)
69	Eric Bender-Ramsay	OL	6-6	330	Jr.*	1L	Carson, Calif. (Narbonne HS)	71	Chris Merrill	DL	6-2	273	Sr.*	2L	Scottsdale, Ariz. (Saguaro HS)
15	Jarrell Bennett	WR	5-10	149	Fr.	HS	New Orleans, La. (Edna Karr HS)	36	Vince Miles	S	6-1	188	Fr.	SQ+	East Palo Alto, Calif. (St. Francis HS)
72	Trace Biskin	OL	6-5	282	Sr.*	1L	Westlake Village, Calif. (Oaks Christian HS)	18	Terrence Miller	WR	6-4	226	Sr.	3L	Moreno Valley, Calif. (Rancho Verde HS)
15	John Bonano	K	6-0	214	Sr.*	3L	Salinas, Calif. (Palma HS)	96	Willie Mobley	DL	6-2	270	Sr.*	1L	Eden Prairie, Minn. (Eden Prairie HS/Ohio St./Orange Coast Coll.)
21	Tra'Mayne Bondurant	S	5-10	207	So.	1L	Vallejo, Calif. (Fairfield HS)	8	Richard Morrison	WR	5-11	183	Jr.*	2L	Royse City, Texas (Royse City HS)
59	Beau Boyster	OL	6-4	276	Fr.	HS	Temecula, Calif. (St. John Bosco HS)	40	Brendan Murphy	CB	5-11	181	Jr.	TR+	New Hartford, N.Y. (Chaparral HS/Air Force/Glendale CC)
46	Blake Brady	S	5-11	191	So.*	1L	Orange, Calif. (Servite HS)	85	Dame Ndiaye	TE	6-4	219	Fr.*	RS	San Diego, Calif. (Hoover HS)
55	Vaughn Brinkman	LB	6-0	210	Fr.	HS+	Post Falls, Wash. (Gonzaga Prep)	34	Greg Nwoko	LB	6-1	237	Sr.*	2L	Pflugerville, Texas (Pflugerville HS)
4	Dan Buckner	WR	6-4	215	Sr.*	1L	Allen, Texas (Allen HS/University of Texas)	13	Jack Nykaza	QB	6-1	177	Fr.	HS+	Wilmette, Ill. (New Trier HS)
61	Cayman Bundage	OL	6-2	265	Fr.	HS	Oklahoma City, Okla. (Douglass HS)	4	Patrick Onwuasor	S	6-1	211	Fr.*	RS	Inglewood, Calif. (Inglewood HS)
14	Keoni Bush-Loo	DL/LB	6-4	229	Fr.	HS	Ewa Beach, Hawaii (Kamehameha HS)	11	William Parks	FS	6-1	190	Fr.	HS	Philadelphia, Pa. (Germantown HS)
2	Kylan Butler	RB	5-7	187	Jr.*	1L	Antioch, Calif. (De La Salle HS)	90	Dan Pettinato	DL	6-4	265	So.*	1L	Grass Valley, Calif. (Nevada Union HS)
12	Wayne Capers Jr.	S	6-1	189	Fr.	HS	Pittsburgh, Pa. (Chartiers Valley HS)	62	Chris Putton	OL	6-4	280	Jr.*	2L	Glendale, Ariz. (Cactus HS)
19	Alex Cappellini	QB/WR	6-3	192	So.*	SQ+	Phoenix, Ariz. (Pinnacle HS/Humboldt/Orange CC)	76	Kyle Quinn	C	6-3	290	Sr.*	3L	Brentwood, Calif. (Liberty HS)
25	Ka'Deem Carey	RB	5-10	197	So.	1L	Tucson, Ariz. (Canyon del Oro HS)	17	Derrick Rainey	CB	6-1	184	Jr.*	2L	Houston, Texas (Northbrook HS)
63	Brian Chacon	LS	6-3	267	Jr.	1L	Cypress, Calif. (Cypress HS)	80	David Richards	WR	6-4	203	Fr.*	RS	Palmdale, Calif. (Palmdale HS)
35	Clint Cochrane	S	6-0	179	Fr.	HS+	Tucson, Ariz. (Canyon del Oro HS)	5	Shaquille Richardson	CB	6-1	186	Jr.	2L	Carson, Calif. (Los Alamitos HS)
24	Dakota Conwell	LB	6-2	215	Fr.	HS	Pittsburgh, Pa. (Upper St. Clair HS)	39	Drew Riggleman	P	6-2	209	Fr.*	RS+	Tucson, Ariz. (Sahuaro HS)
83	Michael Cooper	TE	6-5	240	So.	1L	The Woodlands, Texas (The Woodlands HS)	87	Drew Robinson	TE	6-5	256	Sr.	1L	Coalville, Utah (North Summit HS/Snow College)
93	Lamar De Rego	DL	6-2	246	Sr.	1L	Waimea, Hawaii (Kamehameha HS/San Jose CC)	48	Jaime Salazar	PK	6-0	204	Sr.	SQ+	Garland, Texas (Garland HS/Trinity Valley CC)
7	B.J. Denker	QB	6-3	177	Jr.	TR	Torrance, Calif. (North Torrance HS/Cerritos CC)	29	Justin Samuels	CB	5-10	170	Jr.	SQ+	Camas, Wash. (Camas HS)
9	C.J. Dozier	LB	6-2	206	Fr.	HS	San Diego, Calif. (Chaparral HS)	10	Yamen Sanders	S	6-4	187	Fr.	HS	Inglewood, Calif. (Culver City HS)
13	Kyle Dugandzic	P	6-0	200	Sr.	1L	Agoura, Calif. (Agoura HS/Ventura College)	10	Matt Scott	QB	6-3	196	Sr.*	3L	Corona, Calif. (Centennial HS)
73	Fabbians Ebbele	OL	6-8	310	So.*	1L	Chicago, Ill. (Simeon HS)	41	Casey Skowron	K	5-10	155	Fr.	RS*	Phoenix, Ariz. (Brophy)
20	Trevor Ermisch	WR	6-2	185	So.	1L+	Phoenix, Ariz. (Sandra Day O'Connor HS)	11	Tyler Slavin	WR	6-2	205	So.*	1L	Corona, Calif. (Eleanor Roosevelt HS)
56	Tyler Ermisch	LB	6-3	225	Jr.*	RS+	Phoenix, Ariz. (Chaparral HS)	86	Jake Smith	K	6-2	200	Jr.*	SQ+	Philadelphia, Pa. (Cheltenham HS/Syracuse/YSU)
64	Faitele Faafoi	OL	6-4	305	Fr.*	RS	Tustin, Calif. (Tustin HS)	79	Trent Spurgeon	OL	6-8	324	So.*	1L	Owasso, Okla. (Owasso HS)
33	Jake Fischer	LB	6-0	215	Jr.*	2L	Oro Valley, Ariz. (Ironwood Ridge HS)	88	Zach Spureling	S	5-11	175	Fr.	HS+	Austin, Texas (Lake Travis HS)
2	Marquis Flowers	S	6-3	221	Jr.	2L	Phoenix, Ariz. (Millennium HS)	37	Ben Sullivan	TE	6-2	223	Fr.*	RS+	Tucson, Ariz. (Salpointe Catholic HS)
81	Clive Georges	WR	6-1	166	Fr.	HS	Key West, Fla. (Key West HS)	75	Kirifi Taula	DL	6-4	282	So.*	1L	Garden Grove, Calif. (Servite HS)
84	Reggie Gilbert	DL	6-4	252	So.	1L	Laveen, Ariz. (Fairfax HS)	45	Elliot Taylor	RB	5-10	182	Sr.	SQ	Spring Valley, Calif. (Mt. Miguel HS/Southwestern CC)
58	Devin Gordon	LB	6-3	221	Fr.*	RS+	Mesa, Ariz. (Red Mountain HS)	38	Jared Tevis	S	5-10	197	So.	1L*	Tucson, Ariz. (Canyon del Oro HS)
50	Chase Gorham	LS	6-3	259	So.*	1L+	Scottsdale, Ariz. (Chaparral HS)	91	Sione Tuihalamaka	DL	6-2	271	Jr.*	2L	Hawthorne, Calif. (Serra HS)
26	Jourdon Grandon	CB	6-0	186	So.*	1L	Avondale, Ariz. (Westview HS)	31	Taimi Tutogi	FB/DL	6-1	260	Sr.	3L	Chula Vista, Calif. (Chula Vista HS)
5	Trey Griffey	WR	6-3	187	Fr.	HS	Orlando, Fla. (Dr. Phillips HS)	94	Christian Upshaw	DL	6-2	246	Sr.	SQ+	Phoenix, Ariz. (La Jolla HS/Western New Mexico)
70	T.D. Gross	OL	6-6	271	Fr.	HS	San Diego, Calif. (Santana HS)	55	Jowyn Ward	OL	6-2	282	Sr.*	3L	Katy, Texas (Mayde Creek HS)
44	Rob Hankins	LB	6-1	217	So.	1L	Dallas, Texas (Parish Episcopal HS)	32	J.T. Washington	RB	5-7	156	Fr.	HS	Indianapolis, Fla. (Satellite HS)
1	Bryan Harper	CB	6-0	166	Fr.	HS	Rialto, Calif. (Colony HS)	43	Justin Washington	DL	6-2	268	Jr.*	2L	Cypress, Texas (Cypress Woods HS)
65	Zach Hemmila	OL	6-3	329	Fr.	HS	Chandler, Ariz. (Chandler HS)	7	Mark Watley	FS	6-2	190	Sr.*	2L	Granada Hills, Calif. (Crespi Carmelite HS)
29	Austin Hill	WR	6-3	211	So.*	1L	Corona, Calif. (Eleanor Roosevelt HS)	16	Garic Wharton	WR	5-11	164	So.*	1L	Las Vegas, Nev. (Valley HS)
19	Hank Hobson	LB	6-3	224	So.	1L	Bakersfield, Calif. (Stockdale HS)	84	Sean Willet	WR	6-0	192	Jr.	SQ+	Mission Viejo, Calif. (Santa Margarita HS)
37	Keahi Hogan	S	6-4	182	So.	TR+	Honolulu, Hawaii (Iolani School/Orange Coast Coll.)	47	Shadow Williams	LB	6-0	226	Fr.	HS+	Tampa, Fla. (Land O' Lakes HS)
98	Tevin Hood	DL	6-0	302	Jr.	SQ+	Chandler, Ariz. (Hamilton HS/Duke/USD)	42	Shane Wilson	CB	5-10	172	Fr.	HS+	Woodland Hills, Calif. (Calabasas HS)
57	Cody Ippolito	LB	6-2	210	Fr.	HS	Paradise Valley, Ariz. (Chaparral HS)	66	Carter Wood	OL	6-2	274	Fr.*	SQ+	Scottsdale, Ariz. (Chaparral HS/Colorado Mesa)
12	Nick Isham	QB	6-0	195	So.	TR+	Calabasas, Calif. (Westlake HS/Louisiana Tech)	75	Shane Zink	OL	6-6	314	Sr.*	1L	Redding, Calif. (Enterprise HS/Shasta College)

Arizona Numerical Roster

1	Bryan Harper	CB	6-0	166	Fr.	HS	Rialto, Calif. (Colony HS)	43	Justin Washington	DL	6-2	268	Jr.*	2L	Cypress, Texas (Cypress Woods HS)
2	Kylan Butler	RB	5-7	187	Jr.*	1L	Antioch, Calif. (De La Salle HS)	44	Rob Hankins	LB	6-1	217	So.	1L	Dallas, Texas (Parish Episcopal HS)
2	Marquis Flowers	S	6-3	221	Jr.	2L	Phoenix, Ariz. (Millennium HS)	45	Elliot Taylor	RB	5-10	182	Sr.	SQ	Spring Valley, Calif. (Mt. Miguel HS/Southwestern CC)
3	Daniel Jenkins	RB	5-9	196	Jr.*	2L	Moreno Valley, Calif. (Rancho Verde HS)	46	Blake Brady	S	5-11	191	So.*	1L	Orange, Calif. (Servite HS)
4	Dan Buckner	WR	6-4	215	Sr.*	1L	Allen, Texas (Allen HS/University of Texas)	47	Shadow Williams	LB	6-0	226	Fr.	HS+	Tampa, Fla. (Land O' Lakes HS)
4	Patrick Onwuasor	S	6-1	211	Fr.*	RS	Inglewood, Calif. (Inglewood HS)	48	Jaime Salazar	PK	6-0	204	Sr.	SQ+	Garland, Texas (Garland HS/Trinity Valley CC)
5	Trey Griffey	WR	6-3	187	Fr.	HS	Orlando, Fla. (Dr. Phillips HS)	49	Tim Johnston	LS	6-3	215	Fr.*	SQ+	Piedmont, Calif. (Piedmont HS)
5	Shaquille Richardson	CB	6-1	186	Jr.	2L	Carson, Calif. (Los Alamitos HS)	50	Chase Gorham	LS	6-3	259	So.*	1L+	Scottsdale, Ariz. (Chaparral HS)
6	Jonathan McKnight	CB	5-11	167	So.*	1L	River Ridge, La. (John Curtis HS)	51	Fraser Anderson	S	5-10	185	Fr.	HS+	Newport Beach, Calif. (Corona del Mar HS)
7	B.J. Denker	QB	6-3	177	Jr.	TR	Torrance, Calif. (North Torrance HS/Cerritos CC)	53	Sir Thomas Jackson	LB	6-0	215	Fr.*	RS+	Seattle, Wash. (O'Dea HS)
7	Mark Watley	FS	6-2	190	Sr.*	2L	Granada Hills, Calif. (Crespi Carmelite HS)	54	Addison Bachman	OL	6-4	297	Sr.	1L	Glendora, Calif. (Glendora HS/Chaffey Coll./Citrus Coll.)
8	Richard Morrison	WR	5-11	183	Jr.*	2L	Royse City, Texas (Royse City HS)	55	Vaughn Brinkman	LB	6-0	210	Fr.	HS+	Post Falls, Wash. (Gonzaga Prep)
9	Javelle Allen	QB	6-2	226	Fr.	HS	Prosper, Texas (Prosper HS)	55	Jowyn Ward	OL	6-2	282	Sr.*	3L	Katy, Texas (Mayde Creek HS)
9	C.J. Dozier	LB	6-2	206	Fr.	HS	San Diego, Calif. (Chaparral HS)	56	Tyler Ermisch	LB	6-3	225	Jr.*	RS+	Phoenix, Ariz. (Chaparral HS)
10	Yamen Sanders	S	6-4	187	Fr.	HS	Inglewood, Calif. (Culver City HS)	57	Cody Ippolito	LB	6-2	210	Fr.	HS	Paradise Valley, Ariz. (Chaparral HS)
10	Matt Scott	QB	6-3	196	Sr.*	3L	Corona, Calif. (Centennial HS)	58	Devin Gordon	LB	6-3	221	Fr.*	RS+	Mesa, Ariz. (Red Mountain HS)
11	William Parks	FS	6-1	190	Fr.	HS	Philadelphia, Pa. (Germantown HS)	59	Beau Boyster	OL	6-4	276	Fr.	HS	Temecula, Calif. (St. John Bosco HS)
11	Tyler Slavin	WR	6-2	205	So.*	1L	Corona, Calif. (Eleanor Roosevelt HS)	61	Cayman Bundage	OL	6-2	265	Fr.	HS	Oklahoma City, Okla. (Douglass HS)
12	Wayne Capers Jr.	S	6-1	189	Fr.	HS	Pittsburgh, Pa. (Chartiers Valley HS)	62	Chris Putton	OL	6-4	280	Jr.*	2L	Glendale, Ariz. (Cactus HS)
12	Nick Isham	QB	6-0	195	So.	TR+	Calabasas, Calif. (Westlake HS/Louisiana Tech)	63	Brian Chacon	LS	6-3	267	Jr.	1L	Cypress, Calif. (Cypress HS)
13	Kyle Dugandzic	P	6-0	200	Sr.	1L	Agoura, Calif. (Agoura HS/Ventura Coll.)	64	Faitele Fafoi	OL	6-4	305	Fr.*	RS	Tustin, Calif. (Tustin HS)
13	Jack Nykaza	QB	6-1	177	Fr.	HS+	Wilmette, Ill. (New Trier HS)	65	Zach Hemmilla	OL	6-3	329	Fr.	HS	Chandler, Ariz. (Chandler HS)
14	Keoni Bush-Loo	DL/LB	6-4	229	Fr.	HS	Ewa Beach, Hawaii (Kamehameha HS)	66	Carter Wood	OL	6-2	274	Fr.*	SQ+	Scottsdale, Ariz. (Chaparral HS/Colorado Mesa)
15	Jarrell Bennett	WR	5-10	149	Fr.	HS	New Orleans, La. (Edna Karr HS)	68	Mickey Baucus	OL	6-8	285	So.*	1L	Mundelein, Ill. (Carmel Catholic HS)
16	Garic Wharton	WR	5-11	164	So.*	1L	Las Vegas, Nev. (Valley HS)	69	Eric Bender-Ramsay	OL	6-6	330	Jr.*	1L	Carson, Calif. (Narbonne HS)
17	Josh Kern	QB	6-5	197	Fr.	HS	San Antonio, Texas (Clark HS)	70	T.D. Gross	OL	6-6	271	Fr.	HS	San Diego, Calif. (Santana HS)
17	Derrick Rainey	CB	6-1	184	Jr.*	2L	Houston, Texas (Northbrook HS)	71	Chris Merrill	DL	6-2	273	Sr.*	2L	Scottsdale, Ariz. (Saguaro HS)
18	Terrence Miller	WR	6-4	226	Sr.	3L	Moreno Valley, Calif. (Rancho Verde HS)	72	Trace Biskin	OL	6-5	282	Sr.*	1L	Westlake Village, Calif. (Oaks Christian HS)
19	Alex Cappellini	QB/WR	6-3	192	So.*	SQ+	Phoenix, Ariz. (Pinnacle HS/Humboldt/Orange CC)	15	John Bonano	K	6-0	214	Sr.*	3L	Salinas, Calif. (Palma HS)
19	Hank Hobson	LB	6-3	224	So.	1L	Bakersfield, Calif. (Stockdale HS)	73	Fabbians Ebbele	OL	6-8	310	So.*	1L	Chicago, Ill. (Simeon HS)
20	Stephen Ascher	S	6-1	194	Fr.*	RS+	Newport Beach, Calif. (Corona del Mar HS)	74	Jacob Arzouman	OL	6-5	270	Fr.*	RS	Tucson, Ariz. (Salpointe Catholic HS)
20	Trevor Ermisch	WR	6-2	185	So.	1L+	Phoenix, Ariz. (Sandra Day O'Connor HS)	75	Kirifi Taula	DL	6-4	282	So.*	1L	Garden Grove, Calif. (Servite HS)
21	Tra'Mayne Bodurant	S	5-10	207	So.	1L	Vallejo, Calif. (Fairfield HS)	75	Shane Zink	OL	6-6	314	Sr.*	1L	Redding, Calif. (Enterprise HS/Shasta College)
23	Jared Baker	RB	5-8	191	Fr.*	RS	Los Angeles, Calif. (Loyola HS)	76	Kyle Quinn	C	6-3	290	Sr.*	3L	Brentwood, Calif. (Liberty HS)
24	Dakota Conwell	LB	6-2	215	Fr.	HS	Pittsburgh, Pa. (Upper St. Clair HS)	77	Lene Maiava	OL	6-5	276	Fr.*	RS	Tafuna, American Samoa (Tafuna HS)
25	Ka'Deem Carey	RB	5-10	197	So.	1L	Tucson, Ariz. (Canyon del Oro HS)	79	Trent Spurgeon	OL	6-8	324	So.*	1L	Owasso, Okla. (Owasso HS)
26	Jourdon Grandon	CB	6-0	186	So.*	1L	Avondale, Ariz. (Westview HS)	80	David Richards	WR	6-4	203	Fr.*	RS	Palmdale, Calif. (Palmdale HS)
27	Jamar Allah	FS	6-1	189	Fr.	HS	Phoenix, Ariz. (North Canyon HS)	81	Clive Georges	WR	6-1	166	Fr.	HS	Key West, Fla. (Key West HS)
27	Terris Jones	RB	5-7	177	So.	RS+	Long Beach, Calif. (California HS)	82	Ademola Adeniran	WR	5-7	160	So.	SQ+	Phoenix, Ariz. (North HS/Avila University)
28	Anthony Lopez	LB	5-11	209	Fr.	HS	West Milford, N.J. (Mesquite HS [Ariz.])	83	Michael Cooper	TE	6-5	240	So.	1L	The Woodlands, Texas (The Woodlands HS)
29	Austin Hill	WR	6-3	211	So.*	1L	Corona, Calif. (Eleanor Roosevelt HS)	84	Reggie Gilbert	DL	6-4	252	So.	1L	Laveen, Ariz. (Fairfax HS)
29	Justin Samuels	CB	5-10	170	Jr.	SQ+	Camas, Wash. (Camas HS)	84	Sean Willet	WR	6-0	192	Jr.	SQ+	Mission Viejo, Calif. (Santa Margarita HS)
30	Johnny Jackson	WR	5-10	179	Fr.*	RS+	San Diego, Calif. (St. Augustine HS)	85	Dame Ndiaye	TE	6-4	219	Fr.*	RS	San Diego, Calif. (Hoover HS)
31	Taimi Tutogi	FB/DL	6-1	260	Sr.	3L	Chula Vista, Calif. (Chula Vista HS)	86	Jake Smith	K	6-2	200	Jr.*	SQ+	Philadelphia, Pa. (Cheltenham HS/Syracuse/YSU)
32	J.T. Washington	RB	5-7	156	Fr.	HS	Indianapolis, Fla. (Satellite HS)	87	Drew Robinson	TE	6-5	256	Sr.	1L	Coalville, Utah (North Summit HS/Snow College)
33	Jake Fischer	LB	6-0	215	Jr.*	2L	Oro Valley, Ariz. (Ironwood Ridge HS)	88	Zach Streuling	S	5-11	175	Fr.	HS+	Austin, Texas (Lake Travis HS)
34	Greg Nwoko	LB	6-1	237	Sr.*	2L	Pflugerville, Texas (Pflugerville HS)	89	R.J. Aguero	WR	6-2	190	Fr.*	SQ+	Laredo, Texas (John B. Alexander HS)
35	Clint Cochrane	S	6-0	179	Fr.	HS+	Tucson, Ariz. (Canyon del Oro HS)	90	Dan Pettinato	DL	6-4	265	So.*	1L	Grass Valley, Calif. (Nevada Union HS)
36	Vince Miles	S	6-1	188	Fr.	SQ+	East Palo Alto, Calif. (St. Francis HS)	91	Sione Tuihalamaka	DL	6-2	271	Jr.*	2L	Hawthorne, Calif. (Serra HS)
37	Keahi Hogan	S	6-4	182	So.	TR+	Honolulu, Hawaii (Iolani School/Orange Coast Coll.)	93	Lamar De Rego	DL	6-2	246	Sr.	1L	Waimea, Hawaii (Kamehameha HS/San Jose CC)
37	Ben Sullivan	TE	6-2	223	Fr.*	RS+	Tucson, Ariz. (Salpointe Catholic HS)	94	Christian Upshaw	DL	6-2	246	Sr.	SQ+	Phoenix, Ariz. (La Jolla HS/Western New Mexico)
38	Jared Tevis	S	5-10	197	So.	1L*	Tucson, Ariz. (Canyon del Oro HS)	96	Willie Mobley	DL	6-2	270	Sr.*	1L	Eden Prairie, Minn. (Eden Prairie HS/Ohio St./Orange Coast Coll.)
39	Drew Riggleman	P	6-2	209	Fr.*	RS+	Tucson, Ariz. (Sahuaro HS)	97	Dwight Melvin	DL	6-1	276	Fr.	HS	Phoenix, Ariz. (Fairfax HS)
40	Brendan Murphy	CB	5-11	181	Jr.	TR+	New Hartford, N.Y. (Chaparral HS/Air Force/Glendale CC)	98	Tevin Hood	DL	6-0	302	Jr.	SQ+	Chandler, Ariz. (Hamilton HS/Duke/USD)
41	Casey Skowron	K	5-10	155	Fr.	RS*	Phoenix, Ariz. (Brophy)	99	Kyle Kelley	DL	6-3	243	Fr.	HS	Irvine, Calif. (Woodbridge HS)
42	Shane Wilson	CB	5-10	172	Fr.	HS+	Woodland Hills, Calif. (Calabasas HS)								

ARIZONA

2012 FOOTBALL



Sophomore WR Austin Hill



Sophomore RB Ka'Deem Carey

